



U477
Vanity Mounted Push Panel Waste Door

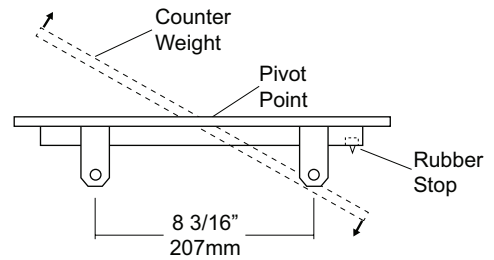
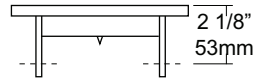
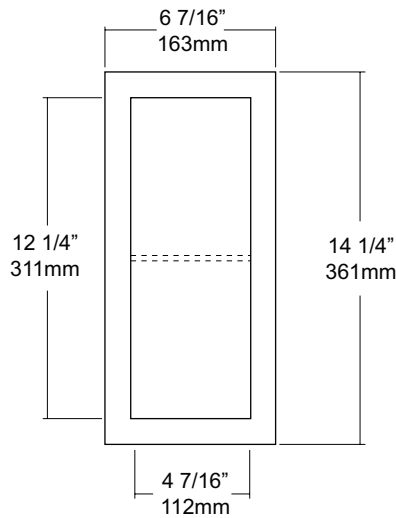
Revision 03/11

JOB #:

ITEM #:

QUANTITY:

MOUNTING	HANDING	TYPE	SIZE	OTHER



SPECIFICATIONS

Door: Fabricated of #22 gauge stainless steel with a #4 satin finish on all exposed surfaces.

Flange: Fabricated of same material as door with 1/4" returns for maximum rigidity. Door stops and counter weight prevent panel past a predetermined spot that keeps door from opening while not being used.

Overall Size: 6 7/16"W x 14 1/4"L

163mm x 361mm

INSTALLATION

Coordinate installation with architect and contractor before providing a cut out in vanity to avoid interference with pipes. Provide cut out 5"W x 12 1/2" Install waste door in opening and secure at four (4) points with proper fasteners (fasteners not provided).

NOTES

Formerly Model #: U977