

date
projectname
attn
from
fax
email
phone

08-09-16
Holly Pointe
Cory



U180

Folded Towel Dispenser

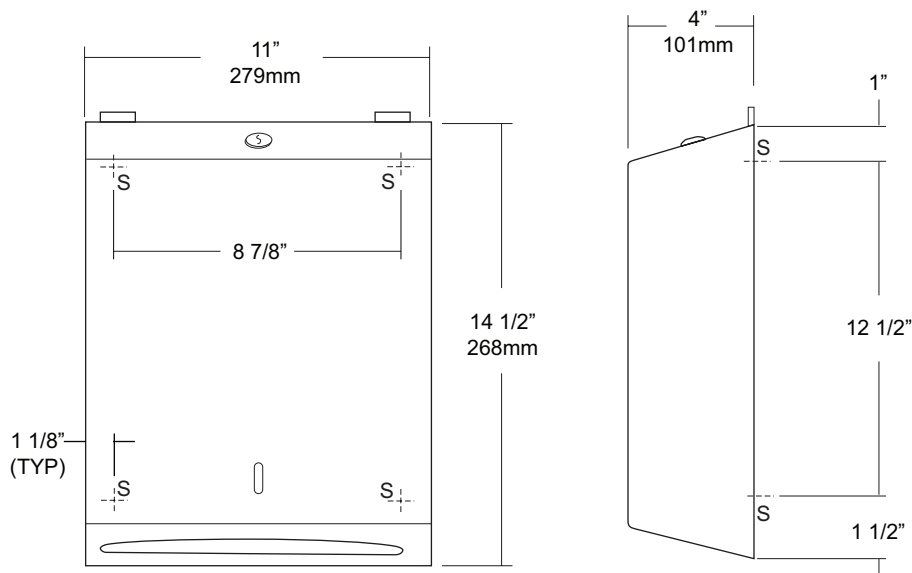
Revision 03/11

JOB #:

ITEM #:

QUANTITY:

| MOUNTING | HANDING | TYPE | SIZE | OTHER |
|----------|---------|------|------|-------|
| | | | | |



SPECIFICATIONS

Cabinet: #22 ga. stainless steel with #4 satin finish. Striker tabs prevents damage to mounting surface when cover is closed. (Unibody design)

Cabinet Back: #22 ga stainless steel with embossed towel guides.

Hinges: Full length, heavy duty, stainless steel , piano type hinge. (Welded, no rivets)

Locks: Pin tumbler, commercial quality, keyed like all other AJW cabinets.

Towel Dispenser: Area is hemmed to prevent towel tearing and injury.

Overall Size: 11"W x 14 1/2"H x 4"D (stainless steel)

279mm x 368mm x 102mm

Capacity: 400 c-fold or 525 multifold

Options:

-TK: Twist lock in lieu of keyed lock.

INSTALLATION

Provide an area on mounting surface at desired or specified location. Open cover and place unit against wall and transfer mounting points after checks out to be level and is at the proper mounting height. Secure unit to surface with proper fasteners, fill cabinet with towels, close cover and remove key.

Recommend towel dispensing area at a height of 40" above finished floor to meet ADA Code.

NOTES



U811

Toilet Tissue Dispenser

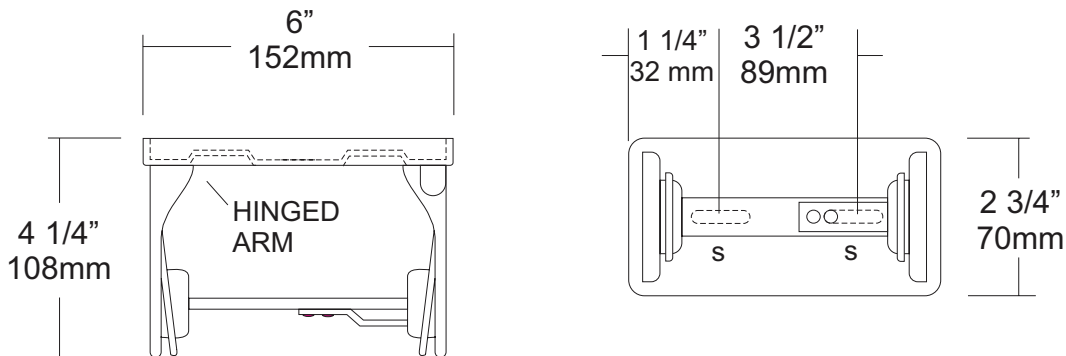
Revision 03/11

JOB #:

ITEM #:

QUANTITY:

| MOUNTING | HANDING | TYPE | SIZE | OTHER |
|----------|---------|------|------|-------|
| | | | | |



SPECIFICATIONS

Mounting Plate: Bright chrome plated #22 ga steel formed for maximum strength.

Arms: Hinged arms (one for each roll) are #22 ga bright chrome plated. The other arm is fixed. Both arms are fabricated with an extended support to maintain toilet tissue roll. This is a controlled type dispensing system.

Overall Size: 6"W x 2 3/4"H x 4 1/4"D

152mm x 70mm x 108mm

Capacity: One standard roll with a 5 1/4" (133mm) OD.

INSTALLATION

Provide an area on wall surface at desired or specified location. Hold unit to surface and make sure unit is level. Transfer mounting points to wall and drill pilot holes. Secure units with proper fasteners per application. Open units by depressing tab on spindle that allows arm to unlock. Load tissue on spindle and snap close.

Toilet Paper Dispensers: All dispensers that are to meet ADA code cannot have any type of controlled delivery. (4.16)

NOTES



UX110-BF

Single Robe Hook

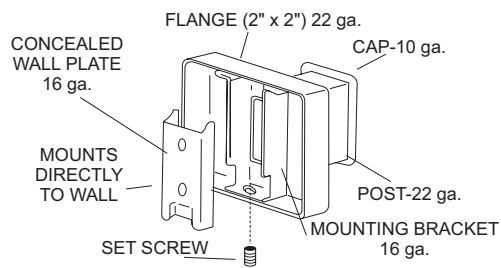
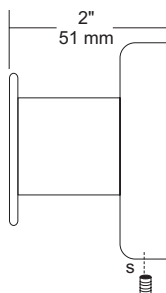
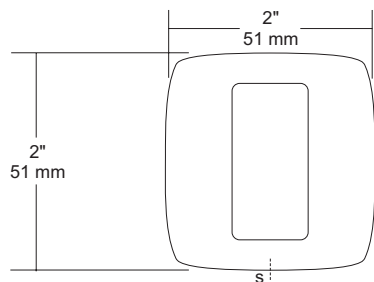
Revision 03/11

JOB #:

ITEM #:

QUANTITY:

| MOUNTING | HANDING | TYPE | SIZE | OTHER |
|----------|---------|------|------|-------|
| | | | | |



SPECIFICATIONS

UX Accessories: All UX bath accessories series are fabricated of stainless steel with a bright or satin finish. Mounting plates are concealed with a snap-on type plate secured by a set screw.

Hook: #10 ga stainless steel hook.

Flange: 2" x 2" flange #22 ga stainless steel.

Post: #22 ga stainless steel.

Mounting Plate: #16 ga concealed wall plate. Set screw secures mounting plate and flange.

Overall Size: 2"W x 2"H x 1 5/8"D

51mm x 51mm x 41mm

UX110-SF: Same as UX110-BF with satin finish

INSTALLATION

Provide an area on wall surface at desired or specified location. Place concealed mounting plate on wall surface and transfer mounting points. Drill pilot holes and secure with proper fasteners. Place snap on flange over plate and secure with set screw.

NOTES