

date
projectname
attn
from
fax
email
phone

6/23/17
lancaster
Randy Fancher

7164425040
randy@jrbuffalo.com
7164425040



U776 Series

Surface Mounted Shelf

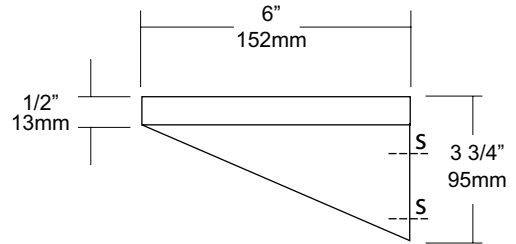
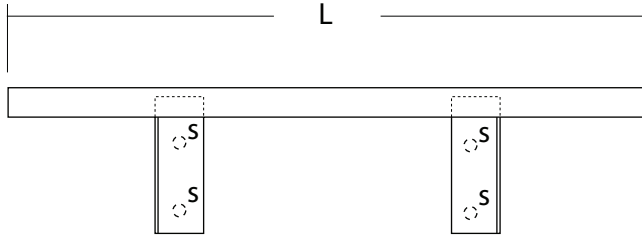
Revision 07/11

JOB #:

ITEM #:

QUANTITY:

MOUNTING	HANDING	TYPE	SIZE	OTHER



SPECIFICATIONS

Shelves: Fabricated of #18 ga stainless steel. All edges are turned down 1/2" with front edges turned down & back 1/2" for maximum strength and rigidity. All corners are deburred and polished smooth for safety.

Brackets: Fabricated of #16 ga stainless steel permanently welded to shelf with exposed mounting points. Brackets are spaced maximum 30" centerline.

Surface mounted shelf 6"D. (152mm)

INSTALLATION

Provide an area on wall surface at desired or specified location. Place unit up to wall making sure unit is level. Transfer mounting points to surface and drill pilot holes. Secure shelf to surface with proper fasteners per each application.

NOTES



U921

Retractable Bariatric Shower Seat

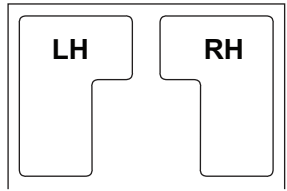
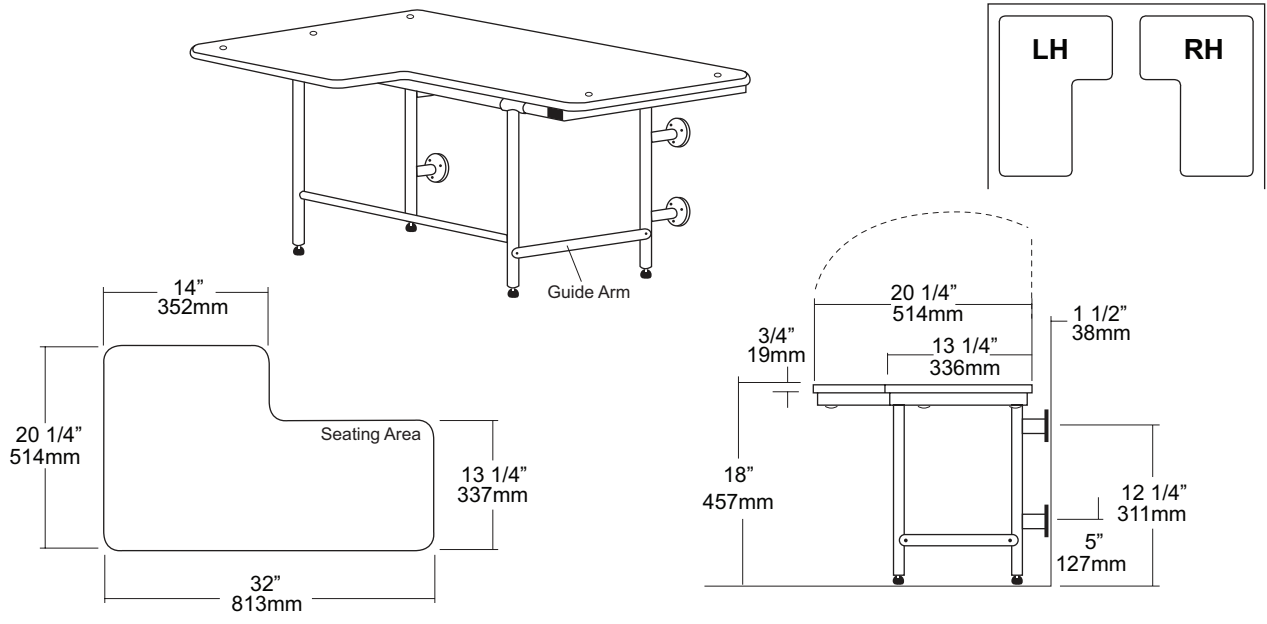
Revision 03/11

JOB #:

ITEM #:

QUANTITY:

MOUNTING	HANDING	TYPE	SIZE	OTHER
----------	---------	------	------	-------



SPECIFICATIONS

Seat: Fabricated of 3/4" white polymer with all leading edges having a radius to prevent injury. Seat is secured to frame by means of countersunk carriage bolts and acorn nuts. Handing is reversible in the field.

Tubing: Fabricated of #18 gauge stainless steel with a #4 satin finish.

Main Frame: Fabricated of #18 gauge stainless steel, with satin finish, 1 1/4" square tubing with capped ends.

Under Slung Supports: Fabricated of satin finish stainless steel tubing welded to framing.

Flanges: #11 gauge steel satin finish (3" O.D.) with four (4) exposed mounting points.

Support Legs: Four (4) support legs are fabricated of #18 gauge stainless steel tubing with anti-slip support feet. Feet are adjustable by means of a threaded rod that allows minor adjustments for seat to be leveled due to a slope of the shower base.

Shower Seat: When mounted properly seat will be 18" above finished floor with a 1/2" adjustability to level seat. Wall / floor design provides maximum support and equal distribution of weight. Seat has been tested to maintain 1300 lbs of static load. Handing of seat can be changed in the field.

Overall Size: 32"W x 20 1/4"D (Seating Area) 813mm x 514mm

INSTALLATION

To comply with ADA code, seat (bench) should be mounted at a height 17" – 19" above the finished floor. Check all state and local codes for building requirements. Seat when mounted properly will have a height of 18" above finished floor. Place unit in the extended position at desired or specified location making sure the space between the wall and seating area is not greater than 1 1/2" and transfer mounting point locations to mounting surface and drill pilot holes. Snugly secure to surface with proper anchoring and check bench for level. If seat is not level, adjust accordingly with the threaded non-slip feat. Fold seat up to check travel of seat. Seat will remain in the retracted position when installed properly. Lower the seat to verify full leg extension, check seat to be level and finish securing fasteners.

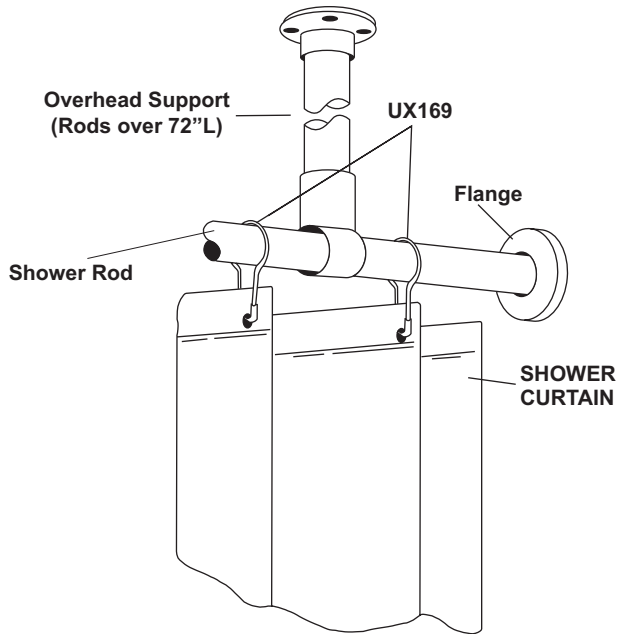
NOTES

JOB #:

ITEM #:

QUANTITY:

MOUNTING	HANDING	TYPE	SIZE	OTHER



SPECIFICATIONS	INSTALLATION
----------------	--------------

Bacteria & Mildew Resistant: Heavy duty vinyl film (8 mil) that is flame retardant, durable and waterproof. Microbiotic KV-33 is an integral part added to the fabrication of this curtain that can be laundered repeatedly without losing this barrier against bacteria, fungus and mildew. KV-33 is a durable bacteriostat, mildewstat and fungistat that will provide protection for as long as you use this style curtain. It will retard the growth of organisms, thereby inhibiting odors caused by decaying bacteria.

Design: To insure the ultimate in bacteria free curtain, there are no side hems to hinder the flow-off of soap and water. This also makes cleaning easier. The heading is reinforced with a ten gauge vinyl film with rust proof anodized eyelets spaced 6" apart.

Cleaning: Sponge with warm mild soap and rinse with clear water.

Machine washing: Relatively cool water temp not to exceed 120 degrees F. DO NOT USE DETERGENTS. Air dry at low temp. Colors: Standard stock color is white. Special order for other colors are available on request.

***UX1-V/UX2-V:** Overhead s/s supports for oversized shower rods. (For shower rods over 72" in length an overhead support is recommended)

UX1-V: 1" OD shower rods.

UX2-V: 1 1/4" OD shower rods.

Recommended: UX169 stainless steel shower curtain hooks to connect to AJW shower curtain rods. Various types of flanges are available to secure rod and curtain to mounting surface (exposed and concealed).

Measuring Curtains: Curtains are measured W x H. The same curtain will fit a 1 or 1 1/4" diameter rod.

NOTES

Formerly Model #: 250P