

date  
projectname  
attn  
from  
fax  
email  
phone

1.14.25  
Hadnot Point  
Lindsay  
Lindsay  
  
lcurlee@division10sales.com  
704.312.1383

**UX2-V**  
Overhead Supports

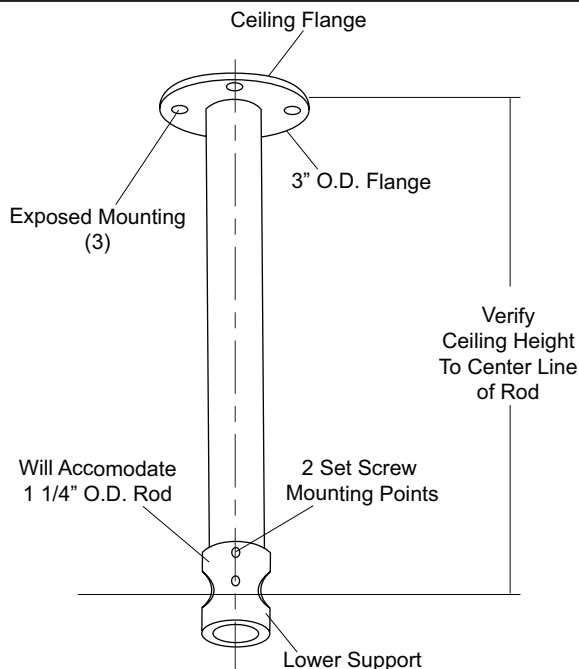
Revision 03/11

JOB #:

ITEM #:

QUANTITY:

MOUNTING	HANDING	TYPE	SIZE	OTHER



**SPECIFICATIONS**

**Rod:** Fabricated of #18 gauge stainless steel tube with a #4 satin finish.

**Flange:** Ceiling mounted exposed flange has a 3" O.D. With three exposed mounting points.

**Support:** Machined aluminum with a satin finish. Unit will accommodate

**1 1/4"OD shower rod**

**UX2-V: 1 1/4"OD**

**INSTALLATION**

Provide an area on ceiling at desired or specified location. Transfer mounting points and drill pilot holes. Secure flange with proper fasteners per each application. Slide lower support over vertical rod end and secure with supplied set screw. Do not finish securing support to rod to make adjustments. Slide shower rod through support opening and secure to rod flanges. After shower rod is secured to flanges and checks to be level finish securing rod and support with supplied set screws (2). Recommend overhead supports for all rods over 72" and other configurations than straight runs.

**NOTES**

Formerly Model #: UX168A



# UX2A

## Flange & Shower Rod

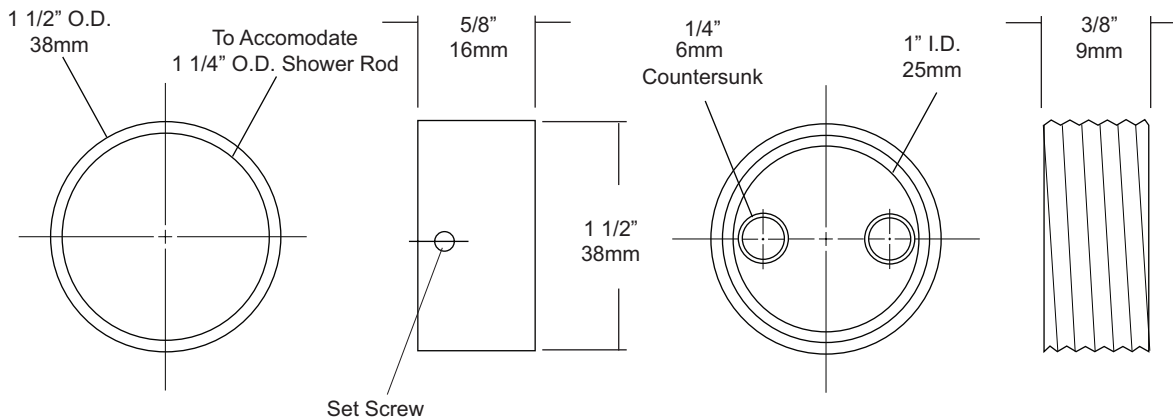
Revision 03/11

JOB #:

ITEM #:

QUANTITY:

MOUNTING	HANDING	TYPE	SIZE	OTHER



### SPECIFICATIONS

**Cover:** Fabricated of chrome on brass, with concealed mounting. One flange of the pair is equipped with a set screw to prevent rod from rotating.

**Shower Rod:** Fabricated of 18 gauge stainless steel with a #4 satin finish.

**UX1:** 1 1/4" outside diameter

### INSTALLATION

**Measuring Curtains:** Curtains are measured W x H. The same curtain will fit a 1 or 1 1/4" diameter rod.

### NOTES



# UX2B

Flange & Shower Rod

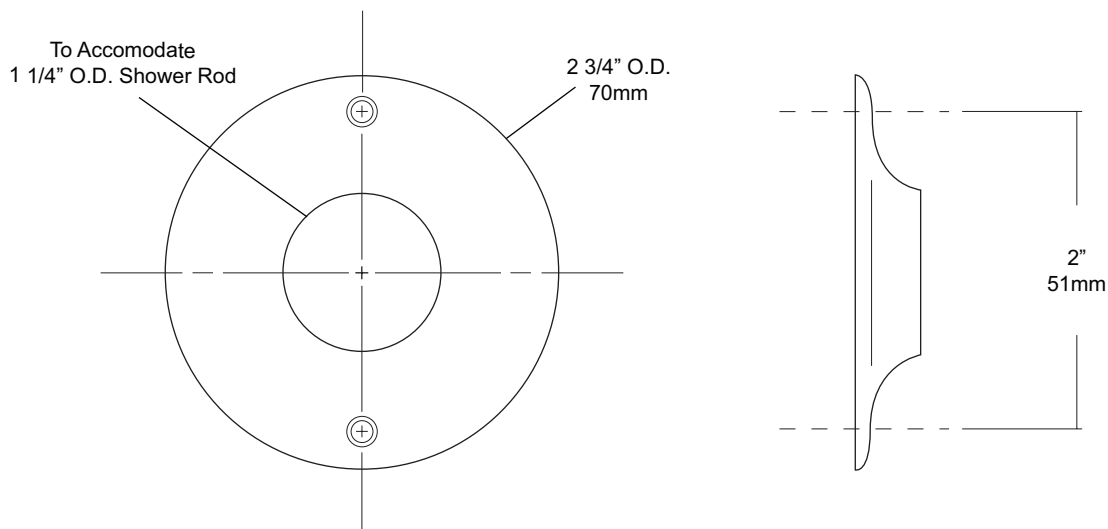
Revision 03/11

JOB #:

ITEM #:

QUANTITY:

MOUNTING	HANDING	TYPE	SIZE	OTHER



## SPECIFICATIONS

**Exposed Cover:** Fabricated of #22 gauge stainless steel with a #4 satin finish. Cover has 2 (2) exposed mounting points.

**Shower Rod:** Fabricated of 18 gauge stainless steel with a #4 satin finish.

**UX2:** 1 1/4\" outside diameter

## INSTALLATION

Provide an area on wall surface at desired or specified location. Hold flange to wall surface and transfer mounting points. Drill pilot holes. Place flanges on the ends of the rods. Secure flanges to wall surface with proper fasteners per application.

## NOTES



# UX2C

Flange & Shower Rod

Revision 03/11

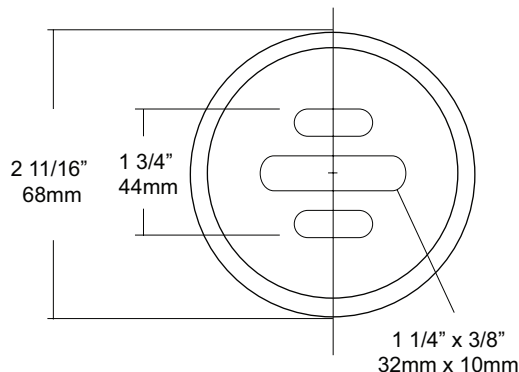
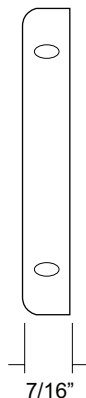
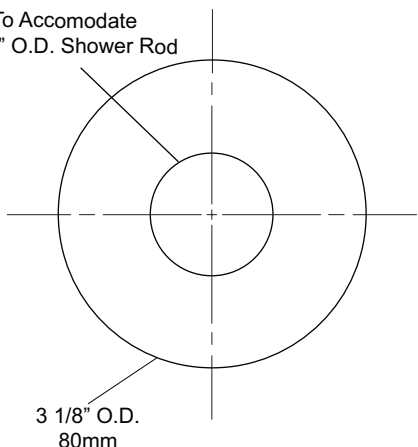
JOB #:

ITEM #:

QUANTITY:

MOUNTING	HANDING	TYPE	SIZE	OTHER

To Accomodate  
1 1/4" O.D. Shower Rod



## SPECIFICATIONS

**Set Screw Cover:** Fabricated of #11 gauge stainless steel with a #4 satin finish, secured with four (4) set screws.

**Flanges:** Fabricated of 3" diameter, 1/2" drawn #11 ga stainless steel with #4 satin finish to match tubing. Flanges are heliarc welded to bar to form a one piece construction. Each flange is secured to concealed mounting plate with four (4) 1/4"-20 stainless steel tamper resistant set screws.

**Shower Rod:** Fabricated of 18 gauge stainless steel with a #4 satin finish.

**UX2:** 1 1/4" outside diameter

## INSTALLATION

Provide an area on wall surface at desired or specified location. Hold flange to wall surface and transfer mounting points. Drill pilot holes. Place flanges on the ends of the rods. Secure flanges to wall surface with proper fasteners per application.

## NOTES



# UX2J

## Flange & Shower Rod

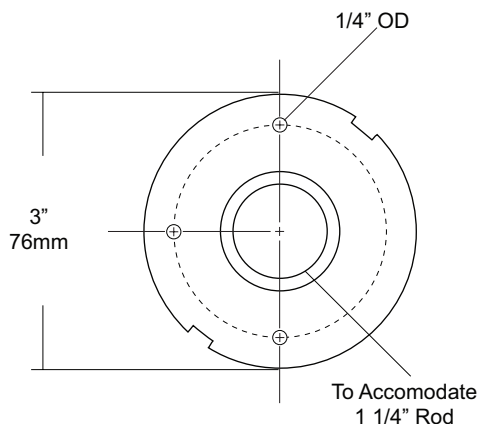
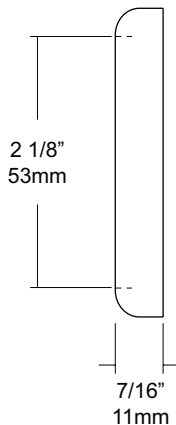
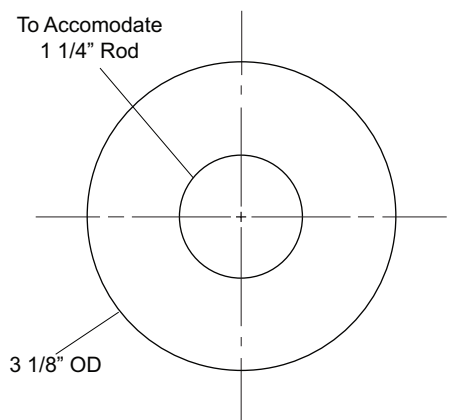
Revision 11/11

JOB #:

ITEM #:

QUANTITY:

MOUNTING	HANDING	TYPE	SIZE	OTHER



### SPECIFICATIONS

**Concealed Mounting Plate:** #14 gauge stainless steel with three (3) mounting points to secure to mounting surface and three (3) dimples that secure snap cover escutcheon.

**Snap Cover:** Fabricated of #22 gauge stainless steel with a #4 satin finish. Cover snaps over mounting plate to provide a concealed mounting application.

**Shower Rod:** Fabricated of 18 gauge stainless steel with a #4 satin finish.

**UX2:** 1 1/4" outside diameter

### INSTALLATION

Provide an area on wall surface at desired or specified location. Hold flange to wall surface and transfer mounting points. Drill pilot holes. Place flanges on the ends of the rods. Secure flanges to wall surface with proper fasteners per application.

### NOTES



# UX2K

Flange & Shower Rod

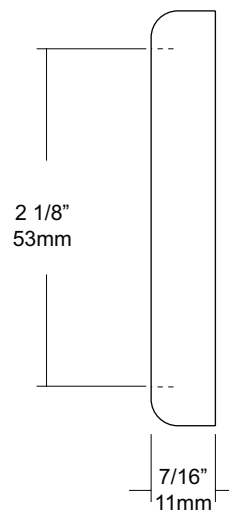
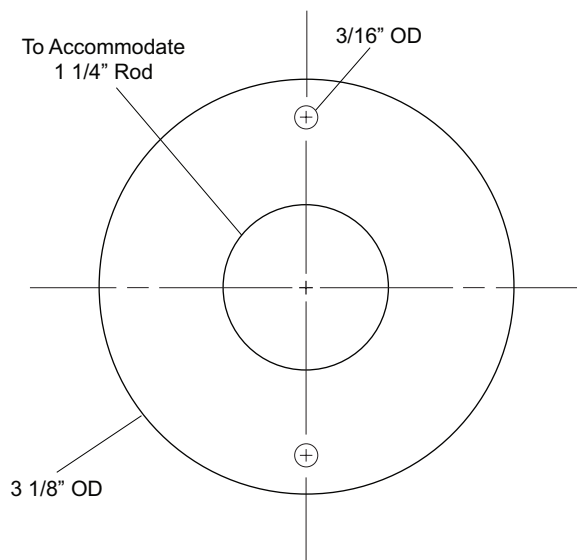
Revision 03/11

JOB #:

ITEM #:

QUANTITY:

MOUNTING	HANDING	TYPE	SIZE	OTHER



## SPECIFICATIONS

**Exposed Cover:** Fabricated of #22 gauge stainless steel with a #4 satin finish. Cover has two (2) exposed mounting points.

**Shower Rod:** Fabricated of stainless steel with a #4 satin finish.

**UX2:** 1 1/4" outside diameter

## INSTALLATION

Provide an area on wall surface at desired or specified location. Hold flange to wall surface and transfer mounting points. Drill pilot holes. Place flanges on the ends of the rods. Secure flanges to wall surface with proper fasteners per application.

## NOTES