

UX131-BF Series Square Towel Bar

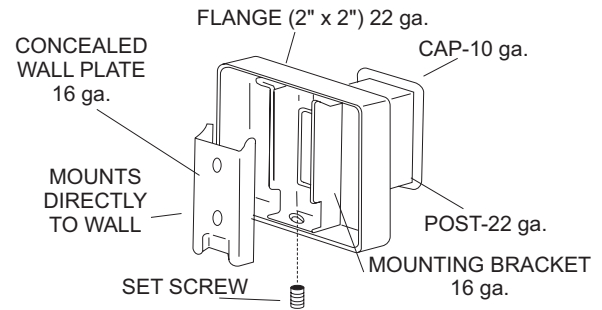
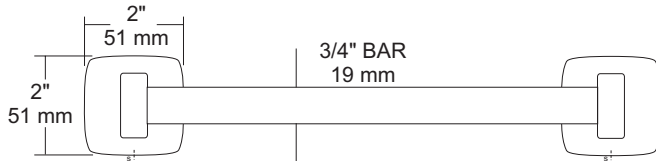
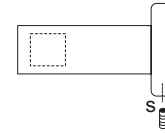
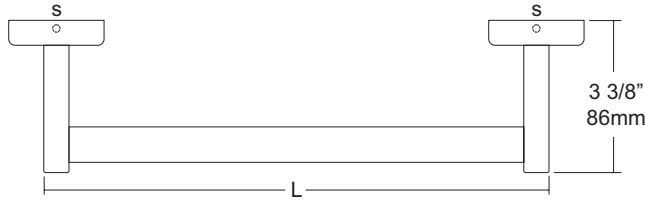
Revision 03/11

JOB #:

ITEM #:

QUANTITY:

MOUNTING	HANDING	TYPE	SIZE	OTHER



SPECIFICATIONS

UX Accessories: All UX bath accessories series are fabricated of stainless steel with a bright or satin finish. Mounting plates are concealed with a snap-on type plate secured by a set screw.

Flange: 2" x 2" flange #22 ga stainless steel.

Post: #22 ga stainless steel.

Bar: #22 ga stainless steel, 3/4" dia

Mounting Plate: #16 ga concealed wall plate. Set screw secures mounting plate and flange.

Standard Lengths: 18", 24", 30", 36" (475mm, 610mm, 762mm, 914mm)

Overall Size: 2"H x 3 3/8"D (51mm x 86mm)

UX131-SF: Same as UX131-BF with satin finish.

INSTALLATION

Provide an area on wall surface at desired or specified location. The centerline distance between the mounting plates is 1/2" less than the length of the towel bar. Place concealed mounting plate on wall surface and transfer mounting plate on wall surface and transfer mounting points. Drill pilot holes and secure with proper fasteners. Place snap-on flange over plate and secure with set screw. Repeat same step for second post. Place towel bar in post and place cover over plate to make sure spread is correct. Secure cover if bar fits.

NOTES