

date
projectname
attn
from
fax
email
phone

6.24.16
sample
collin

WASHROOM ACCESSORIES



AJW
■■■■■■■■■■
Architectural Products™



▀ Culture • Focus • Results™

At AJW, our culture is our company. With that in mind, we focus on the mechanics that support a high-performance team. Transparency, communication, discipline, and focus are cornerstones of our operational behavior.



TABLE OF CONTENTS

Hand Dryers	3	Mirrors & Shelves	33
Soap Dispensers	5	Toilet Tissue Dispensers	39
Towel Dispensers	11	Grab Bars	45
Towel & Waste Combinations	17	Healthcare Accessories	49
Waste Receptacles	25	Hospitality Accessories	57
Feminine Hygiene	27	Janitorial Accessories	71
Restroom Stall Accessories	29	Security Accessories	77



■ American Manufacturing

With manufacturing facilities in New York and Texas, AJW can respond with agility and precision to even the most complex initiatives. From high-style custom projects to a demanding scope of work, AJW has the team, infrastructure and experience to deliver results you can be confident in.

■ Intelligent Sourcing

At AJW, we build partnerships that last. Many of our legacy partners have complemented our manufacturing capabilities for nearly 50 years. Consequently, we continue to leverage the depth, breadth, and strength of our supply chain to drive results and expand our distribution network globally.

■ Better Results

High performance results are our priority. American manufacturing and intelligent sourcing allow us to leverage our in-house capabilities and our proven network of partners so that we are able to respond when it counts.



Focused on ServiceSM

► We Are AJW

For nearly 50 years, we have Focused on ServiceSM. As a result, our infrastructure is customer driven. We listen so that we understand your goals and objectives. We tailor our efforts and direct our action to be in concert with your needs. We measure our success by the health of our partnerships. American manufacturing, precise supply chain management and a focused culture are the fuel for better results. We are AJW.



AJW
Architectural ProductsTM

509 Temple Hill Road

HAND DRYERS

- ▶ AJW dryers are highly energy efficient, powerful, and reliable. AJW dryers can be semi-recessed to adhere to Federal ADA guidelines.

▶ MOUNTING GUIDE

Dryers should be mounted at various heights per application. Refer to the chart below for recommended mounting heights.

MOUNTING	HANDS	HAIR
Men	46" (1168mm)	73" (1854mm)
Women	44" (1118mm)	68" (1727mm)
ADA	38" (965mm)	46" (1168mm)
Children 6-10	34" (864mm)	43" (1092mm)
Children 11-14	42" (1067mm)	56" (1422mm)

▶ WARRANTY INFO

AJW dryers come with a five (5) year warranty to original purchasers against defective materials and workmanship (two (2) year warranty for U1511EA series dryer). All units must be installed by a licenced electrician to qualify.



All dryers are UL listed.



▶ U1511EA Series

Low Profile Hands-Free Dryer

Low profile, ADA compliant hand dryer with automatic operation.

- **Overall Size:** 13"W x 10"H x 4"D (330mm x 254mm x 101mm)
- **Universal Voltage:** 110V - 240V (variable)
- **U1511EA-SF (Not Pictured):** Same construction as U1511EA with a satin finish cover



▶ U1512EA Series

High Speed Hands-Free Dryer

High speed, energy efficient hand dryer with automatic operation.

- **Overall Size:** 8 5/64"W x 11 19/64"H x 7 6/64"D (205mm x 287mm x 180mm)
- **Air Output Volume:** 68 CFM (87-116 m3/h)
- **Voltage:** 120 Volts: U1512EA-120V / 230 Volts: U1512EA-230V
- **U1512EA-SF (Not Pictured):** Same construction as U1512EA with a satin finish cover
- **Semi-Recessed Kit (Not Pictured):** To order kit separately, use model number U012

HAND DRYERS



U1525EA Series

Hands-Free Dryer with White Cover

Automatic hand dryer with a white enamel cover.

- **Overall Size:** 12 7/8"W x 8 3/4"H x 6 5/8"D (327mm x 222mm x 168mm)
- **Voltage:** 120 Volts: U1525EA-120V / 230 Volts: U1525EA-230V
- **Semi-Recessed Kit (Not Pictured):** To order kit separately, use model number U025 (*Unit extends 4" from wall surface*)



U1521EA Series

Hands-Free Dryer with Stainless Steel Cover

Automatic hand dryer with a stainless steel cover.

- **Overall Size:** 12 5/16"W x 8 1/2"H x 7"D (313mm x 216mm x 178mm)
- **Voltage:** 120 Volts: U1521EA-120V
230 Volts: U1521EA-230V
- **Semi-Recessing Kit (Not Pictured):** To order kit separately, use model number U021 (*Unit extends 3 3/4" from wall surface*)

SOAP DISPENSERS

➤ AJW soap dispensers come in a variety of designs, soap capacities and finishes. To adhere to ADA guidelines, designated manual soap dispensers can be operated with one hand and less than 5 lbs of force or less. We also offer hands-free, battery operated automatic dispensers.

➤ REPLACEMENT VALVES

We offer replacement valves for our soap dispensers. Refer to the chart below.

VALVE	SOAP DISPENSER
U001U-TAP	U1304, U1314
U001-P25	U120, U122, U124, U126, U125

➤ CARE & CLEANING

All soap tanks, valves, and globes must be cleaned periodically to avoid sludge and soap build up. This is important since the majority of operational issues for soap dispensers are due to improper maintenance and lack of cleaning. While cleaning, do not remove or take valves apart as this creates problems with the seals and may cause a bypass leak.

Flush valves with warm water. If the water does flow through the valve after cleaning, repeat the procedure.

Make sure you are using the correct soap in your dispensers. The proper viscosity is imperative for trouble free operations.



➤ U103

Single Cartridge Plastic Soap Dispenser

Plastic, liquid soap dispenser with single soap cartridge capacities.

- **Overall Size:** 6 1/8"W x 10 3/8"H x 4 7/8"D (156mm x 264mm x 124mm)
- **Capacity:** One 500ml or 1,000ml bag-in-a-box
- **U104 (Not Pictured):** Two 500ml bag-in-a box
- **U105 (Not Pictured):** Same as U104 with, stainless steel cover in lieu of plastic
- *Soap cartridges not included*

SOAP DISPENSERS



U106

Foot Operated Soap Dispenser

Foot operated soap dispenser for hospital scrub rooms and other sterile environments.

- **Overall Size:** 4 1/2"W x 9 1/4"H (7" spout)
(114mm x 235mm)
- **Capacity:** 32 fl. oz.



U109

Chrome Bulb Pump Soap Dispenser

Wall mounted soap dispenser. Plastic globe displays constant soap level.

- **Overall Size:** 4"W x 7"H x 5 1/4"D
(102mm x 178mm x 133mm)
- **Capacity:** 16 fl. oz.



U115

Stainless Steel Powder Soap Dispenser

Powder soap dispenser fabricated of stainless steel with a satin finish.

- **Overall Size:** 4 1/2"W x 7 1/8"H x 4 5/8"D
(114mm x 181mm x 119mm)
- **Capacity:** 32 oz.



U116

Plastic Wall Mounted Pump Soap Dispenser

Wall mounted soap dispenser with a clear plastic globe to monitor remaining soap level.

- **Overall Size:** 3 3/8"W x 6 3/4"H x 5 1/8"D
(86mm x 171mm x 130mm)
- **Capacity:** 16 fl. oz.



U117

Chrome Bulb Pump Soap Dispenser

Liquid soap dispenser in polished, chrome plated brass housing.

- **Overall Size:** 3 3/16"W x 6 1/2"H x 6 1/8"D
(81mm x 165mm x 156mm)
- **Capacity:** 12 fl. oz.

SOAP DISPENSERS



U120

Shelf & Soap Dispenser Combination Unit

Stainless steel soap dispenser and utility shelf combination unit.

- **Overall Size:** 20"W x 3 1/4"H x 5"D (508mm x 82mm x 127mm)
- **Capacity:** 128 fl. oz.
- **U122 (Not Pictured):** Same as U120, with dual valves in lieu of a single valve

U124

Horizontal Wall Mounted Liquid Soap Dispenser

Horizontal, stainless steel, wall mounted, liquid soap dispenser with a fluid level indicator.

- **Overall Size:** 8 1/4"W x 4 3/4"H x 3 3/4"D (210mm x 121mm x 96mm)
- **Capacity:** 40 fl. oz.



U125

Square Wall Mounted Liquid Soap Dispenser

Square, stainless steel, wall mounted, liquid soap dispenser with a fluid level indicator.

- **Overall Size:** 7 3/8"W x 6 5/8"H x 3 3/4"D (188mm x 170mm x 96mm)
- **Capacity:** 45 fl. oz.

SOAP DISPENSERS



U126

Vertical Wall Mounted Liquid Soap Dispenser

Vertical, stainless steel, wall mounted, liquid soap dispenser with fluid level indicator.

- **Overall Size:** 4 3/4"W x 8 1/4"H x 3 3/4"D (121mm x 210mm x 96mm)
- **Capacity:** 40 fl. oz.
- **U127 (Not Pictured):** Push-up valve in lieu of standard front-mounted valve
- **U112 (Not Pictured):** Formed steel powder soap dispenser
 - **Overall Size:** 4 13/16"W x 8 1/8"H x 3 11/16"D (122mm x 206mm x 94mm)
 - **Capacity:** 32 oz. powder soap

U136EA

Vanity Mounted Hands-Free Soap Dispenser

Automatic, vanity mounted soap dispenser with a bright chrome finish.

- **Overall Size:** 5 1/2"D x 4 1/4"H (140mm x 108mm)
- **Capacity:** 1600 ml bottle (54 fl. oz.)
- *One starter bottle included (non-refillable)*



U144

Plastic Tank Wall Mounted Soap Dispenser

High impact plastic all purpose soap dispenser with a translucent body. Will accommodate liquid soap, foam soap, and hand sanitizer.

- **Overall Size:** 5 1/2"W x 8 1/2"H x 4 1/2"D (140mm x 216mm x 114mm)
- **Capacity:** 46 fl. oz.

SOAP DISPENSERS



U128PC

Vanity Mounted Liquid Soap Dispenser

Vanity mounted soap dispenser with a polished 4" stainless steel spout.

- **Overall Size:** 2 1/2" (156mm) above vanity
- **Capacity:** 34 fl. oz.
- **U128PCA (Not Pictured):** Same as U128PC with a 6" spout
- **U129PC (Not Pictured):** Same as U128PC with 16. fl. oz.
- **U129PCA (Not Pictured):** Same as U129PC with a 6" spout

U1304

Recessed Uni-Door™ Liquid Soap Dispenser

Recessed, Uni-Door™ stainless steel soap dispenser with tamper resistant valve and Lexon tank.

- **Overall Size:** 10"W x 6"H x 4 1/4"D (253mm x 152mm x 108mm)
- **Wall Opening:** 9 1/8"W x 5 1/16"H x 4"D (232mm x 129mm x 102mm)
- **Capacity:** 56 fl. oz.
- **U1314 (Not Pictured):** 7 1/4"W x 7 1/4"H x 3 3/4"D with 34 fl. oz. soap capacity



U133

Uni-body Liquid Soap Dispenser

Surface mounted stainless steel soap dispenser with tamper resistant valve and Lexon tank.

- **Overall Size:** 8 3/4"W x 6 3/4"H x 6 3/8"D (222mm x 171mm x 161mm)
- **Capacity:** 56 fl. oz.



SOAP DISPENSERS



U135EA

Hands-Free Soap Dispenser

Battery operated soap dispenser with a fluid level indicator and stainless steel cover.

- **Overall Size:** 4 3/4"W x 10 5/8"H x 4 1/8"D (121mm x 271mm x 105mm)
- **Capacity:** 27 fl. oz. (800ml)
- *Batteries not supplied*

U134EA

Hands-Free Soap Dispenser

Battery operated soap dispenser in a white high impact plastic casing.

- **Overall Size:** 4 3/8"W x 10 3/8"H x 4 1/4"D (111mm x 264mm x 108mm)
- **Capacity:** 40 fl. oz. (1000ml)
- *Batteries not supplied*



U156

Push-up Valve Soap Dispenser

Wall mounted soap dispenser with a translucent globe to check soap level.

- **Overall Size:** 4"W x 9 7/8"H x 4 1/8"D (102mm x 251mm x 105mm)
- **Capacity:** 32 fl. oz.
- **U155 (Not Pictured):** Same as U156 with, 24 fl. oz. capacity
 - **Overall Size:** 4"W x 7 5/8"H x 4 1/8"D (102mm x 194mm x 105mm)

TOWEL DISPENSERS

➤ AJW offers a wide variety of towel dispensing units which adhere to ADA guidelines for mounting and operation. All dispensing areas are hemmed and debarred to prevent towel tearing and injury.

➤ AVAILABLE COLLARS

OVERALL UNIT DEPTH	COLLARS AVAILABLE
2"	-SM
4"	-S2, -SM
6"	-S2, -S4, -SM
10"	-S2, -S4, -S6, -S8, -SM

➤ COLLARS

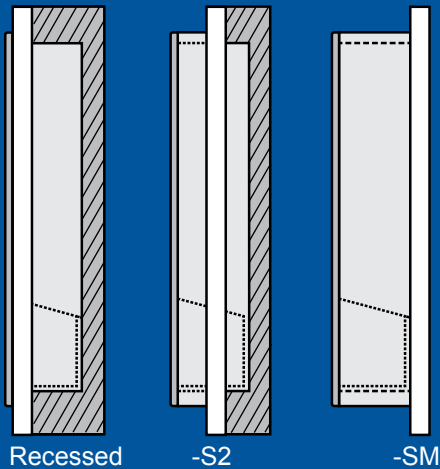
Collars are available whenever walls do not permit full recessing.

SUFFIX	DESCRIPTION
-S2	2" semi-recessing collar suitable when full recessing is not possible
-S4	4" semi-recessing collar suitable when full recessing is not possible
-S6	6" semi recessing collar suitable when full recessing is not possible
-SM	Surface mounted collar when recessing is not possible

➤ EXAMPLE

For a unit whose overall depth is 4", an S2 collar leaves 2" of the unit exposed and the remainder (2" in this case) recessed into the wall.

Finished Wall (Side View)



TOWEL DISPENSERS



U169AW

Lever Operated Roll Towel Dispenser

Lever operated roll towel dispenser in a stainless steel cabinet.

- **Overall Size:** 12 1/4"W x 16"H x 10 1/2"D (lever) (311mm x 406mm x 267mm)
- **Capacity:** One 8" or 9" wide roll
- **U169AW-SR (Not Pictured):** Same as U169AW, with semi-recessing flange



U169EA

Automatic Roll Towel Dispenser

Battery operated automatic roll towel dispenser in a stainless steel cabinet.

- **Overall Size:** 12 1/4"W x 16"H x 9"D (311mm x 406mm x 228mm)
- **Capacity:** One 8" or 9" wide roll
- *Batteries not supplied*
- **U169EA-SR (Not Pictured):** Same as U169EA, with semi-recessing flange



U169FL

Lever Operated Roll Towel Dispenser

Full width lever operated roll towel dispenser in a stainless steel cabinet.

- **Overall Size:** 12 1/4"W x 16"H x 9"D (311mm x 406mm x 228mm)
- **Capacity:** One 8" or 9" wide roll
- **U169FL-SR (Not Pictured):** Same as U169FL, with semi-recessing flange




U169HF

Hands-Free Roll Towel Dispenser

Roll towel dispenser with pull mechanism in a stainless steel cabinet.

- **Overall Size:** 12 1/4"W x 16"H x 9"D (311mm x 406mm x 228mm)
- **Capacity:** One 8" or 9" wide roll
- **U169HF-SR (Not Pictured):** Same as U169HF, with semi-recessing flange



U176

Vanity Mounted Towel Dispenser

A vanity mounted, recessed folded towel dispenser.

- **Overall Size:** 6"W x 12 3/4"L x 11 3/8" D (152mm x 323mm x 289mm)
- **Capacity:** 300 C-Fold or 400 Multifold towels
- *Minimum clearance required under counter top is 11 1/8"*

TOWEL DISPENSERS



U180

Stainless Steel Towel Dispenser

Wall mounted folded towel dispenser with uni-body design.

- **Overall Size:** 11"W x 14 1/2"H x 4"D (279mm x 368mm x 102mm)
- **Capacity:** 400 C-Fold or 525 Multifold towels
- **U180-TK (Not Pictured):** Same as U180 with twist lock in lieu of keyed lock
- **U181 (Not Pictured):** Same as U180 with a white enamel cover in lieu of stainless steel
 - **Overall Size:** 11 1/8"W x 12 7/8"H x 3 3/4"D (282mm x 327mm x 95mm)



U180A

Stainless Steel Folded Towel Dispenser

Wall mounted folded towel dispenser with uni-body design.

- **Overall Size:** 11"W x 8"H x 4"D (279mm x 203mm x 102mm)
- **Capacity:** 200 C-Fold or 325 Multifold towels
- **U180A-TK (Not Pictured):** Same as U180A with twist lock in lieu of keyed lock



U190

Stainless Steel Single Folded Towel Dispenser

Stainless steel wall mounted, single fold towel dispenser.

- **Overall Size:** 11 1/2"W x 7 1/2"H x 6"D (292mm x 191mm x 152mm)
- **Capacity:** 400 single fold towels
- **U190-TK:** Same as U190 with twist lock in lieu of keyed lock



U194

Roll Towel Dispenser

Satin aluminum roll towel dispenser for household style rolls.

- **Overall Size:** 13"W x 1 3/4"H x 4 5/16"D (330mm x 44mm x 110mm)
- **Capacity:** One standard paper towel roll

TOWEL DISPENSERS



U199AW

Plastic Body Roll Towel Dispenser

Lever operated roll towel dispenser with high impact white plastic cover.

- **Overall Size:** 12"W x 15"H x 10 1/2"D
(305mm x 381mm x 267mm)
- **Capacity:** One 8" or 9" wide roll

U199EA

Plastic Body Roll Towel Dispenser

Battery operated automatic roll towel dispenser with plastic cover.

- **Overall Size:** 11 1/4 W" x 15"H x 9 1/4"D
(286mm x 381mm x 235mm)
- **Capacity:** One 8" or 9" wide roll
- *Batteries not supplied*



U199HF

Plastic Body Roll Towel Dispenser

Hands-free towel dispenser with a high impact plastic cover.

- **Overall Size:** 10 1/2"W x 15 3/4"H x 8 5/8"D
(268mm x 400mm x 219mm)
- **Capacity:** One 8" or 9" wide roll



TOWEL DISPENSERS



U210

Recessed Folded Towel & Soap Dispenser Combination

Combination towel and soap dispenser with mirror door.

- **Overall Size:** 17 1/4"W x 30"H x 4 1/4"D (438mm x 762mm x 108mm)
- **Wall Opening:** 15 3/4"W x 28 1/2"H x 4"D (400mm x 648mm x 102mm)
- **Towel Capacity:** 600 C-Fold or 800 Multifold towels
- **Soap Capacity:** 100 fl. oz.
- *See page 25 for collar options*

U230

Recessed Folded Towel Dispenser

Recessed folded towel dispenser.

- **Overall Size:** 14 1/4"W x 26"H x 4 1/4"D (362mm x 660mm x 108mm)
- **Wall Opening:** 12 3/4"W x 24 1/2"H x 4"D (324mm x 622mm x 102mm)
- **Capacity:** 600 C-Fold or 800 Multifold towels
- *See page 25 for collar options*



U232

Recessed Folded Towel Dispenser

Recessed folded towel dispenser.

- **Overall Size:** 14 1/4"W x 18"H x 4 1/4"D (362mm x 457mm x 108mm)
- **Wall Opening:** 12 3/4"W x 16 1/2"H x 4"D (324mm x 419mm x 102mm)
- **Capacity:** 350 C-fold or 475 Multifold Towels
- *See page 25 for collar options*

TOWEL DISPENSERS



U2304

Uni-Door™ Recessed Folded Towel Dispenser

Recessed, Uni-Door™ folded towel dispenser.

- **Overall Size:** 14 1/2"W x 26 1/4"H x 4 1/4"D (368mm x 660mm x 108mm)
- **Wall Opening:** 12 3/4"W x 24 1/2"H x 4"D (324mm x 622mm x 102mm)
- **Capacity:** 600 C-Fold or 800 Multifold towels
- *See page 25 for collar options*

U2324

Uni-Door™ Recessed Folded Towel Dispenser

Recessed Uni-Door™ folded towel dispenser.

- **Overall Size:** 14 1/2"W x 18 1/4"H x 4 1/4"D (368mm x 464mm x 108mm)
- **Wall Opening:** 12 3/4"W x 16 1/2"H x 4"D (324mm x 419mm x 102mm)
- **Capacity:** 350 C-fold or 475 Multifold towels
- *See page 25 for collar options*



U280

Concealed Recessed Folded Towel Dispenser

Towel dispenser with concealed, in-wall recessing.

- **Overall Size:** 11"W x 19 1/8"H x 4 1/4"D (279mm x 485mm x 108mm)
- **Wall Opening:** 11 1/4"W x 19 1/4"H x 4 1/4"D (285mm x 489mm x 108mm)
- **Capacity:** 600 C-Fold or 800 Multifold towels

TOWEL & WASTE COMBINATIONS

- ▲ AJW towel and waste combination units are space efficient and, when properly installed, adhere to ADA guidelines for accessibility. Products in this series can be fitted with collars for surface mounting or semi-recessing.

▲ UNI-DOOR™

All Uni-Door™ cabinets feature seamless one-piece 18 gauge door construction. Half inch returns provide maximum strength and rigidity.

▲ COLLARS

Collars are available for all AJW cabinets where walls do not permit full recessing. Collars can be installed in the field after cabinet has been shipped to the job location. Collars are available in 2" increments.

OVERALL UNIT DEPTH	COLLARS AVAILABLE
2"	-SM
4"	-S2, -SM
6"	-S2, -S4, -SM
10"	-S2, -S4, -S6, -S8, -SM

SUFFIX	DESCRIPTION
-S2	2" semi-recessing collar suitable when full recessing is not possible
-S4	4" semi-recessing collar suitable when full recessing is not possible
-S6	6" semi recessing collar suitable when full recessing is not possible
-SM	Surface mounted collar when recessing is not possible



▲ U601

Recessed Folded Towel & Waste Combination

Recessed folded towel dispenser and waste receptacle.

- **Overall Size:** 14 1/4"W x 54"H x 6 1/4"D (362mm x 1372mm x 159mm)
- **Wall Opening:** 12 3/4"W x 52 1/2"H x 6"D (324mm x 1334mm x 152mm)
- **Towel Capacity:** 600 C-Fold or 800 Multifold or 1200 Single fold
- **Waste Capacity:** 6 Gallons
- **U602 (Not Pictured):** Same as U601, with 4 1/4" depth and 4 gallon capacity
- *See page 25 for collar options*

TOWEL & WASTE COMBINATIONS



U6018B

Recessed Folded Towel & Waste Combination

Recessed folded towel dispenser and waste receptacle with 8B mirror finish on top door.

- **Overall Size:** 14 1/4"W x 54"H x 6 1/4"D (362mm x 1372mm x 159mm)
- **Wall Opening:** 12 3/4"W x 52 1/2"H x 6"D (324mm x 1334mm x 152mm)
- **Towel Capacity:** 600 C-Fold or 800 Multifold or 1200 Single fold
- **Waste Capacity:** 6 Gallons
- *See page 25 for collar options*

U6104EA

Uni-Door™ Roll Towel & Waste Combination

Uni-Door™, battery operated automatic roll towel dispenser with waste receptacle.

- **Overall Size:** 14 5/8"W X 54 1/4"H X 10"D (371mm x 1377mm x 254mm)
- **Wall Opening:** 12 3/4"W x 52"H x 9 3/4"D (324mm x 1320mm x 247mm)
- **Towel Capacity:** One 8" or 9" wide roll
- **Waste Capacity:** 11.25 Gallons
- *Batteries not included*
- *See page 25 for collar options*



U600

Recessed Folded Towel & Waste Combination Unit

Recessed folded towel dispenser and waste receptacle.

- **Overall Size:** 14 1/4"W x 74 1/4"H x 6 1/4"D (362mm x 1886mm x 159mm)
- **Wall Opening:** 12 3/4"W x 72 1/2"H x 6"D (324mm x 1842mm x 152mm)
- **Towel Capacity:** 600 C-fold, 800 Multifold or 1200 Single fold
- **Waste Capacity:** 10.5 Gallons
- *See page 25 for collar options*



TOWEL & WASTE COMBINATIONS



U6054

Uni-Door™ Recessed Towel & Waste Combination

Uni-Door™ folded towel dispenser and waste receptacle.

- **Overall Size:** 17 1/2"W x 54 1/4"H x 6 1/4"D (445mm x 1378mm x 159mm)
- **Wall Opening:** 15 3/4"W x 52 1/2"H x 6"D (400mm x 1334mm x 152mm)
- **Capacity:** 600 C-Fold or 800 Multifold or 1200 Single fold
- **Waste Capacity:** 10 Gallons
- *See page 25 for collar options*

U6014

Uni-Door™ Recessed Towel & Waste Combination

Uni-Door™ folded towel dispenser and waste receptacle.

- **Overall Size:** 14 1/2"W x 54 1/4"H x 6 1/4"D (368mm x 1377mm x 159mm)
- **Wall Opening:** 12 3/4"W x 52 1/2"H x 6"D (324mm x 1334mm x 152mm)
- **Towel Capacity:** 600 C-Fold or 800 Multifold or 1200 Single fold
- **Waste Capacity:** 6 Gallons
- **U6024 (Not Pictured):** Same as U6014, with 4 1/4"D and 4 gallon waste capacity
- *See page 25 for collar options*



U646AW

Recessed Roll Towel & Waste Combination

Lever operated roll towel dispenser and waste receptacle.

- **Overall Size:** 14 1/4"W x 48"H x 10 1/4"D (362mm x 1219mm x 260mm)
- **Wall Opening:** 12 3/4"W x 46 1/2"H x 10"D (324mm x 1181mm x 254mm)
- **Towel Capacity:** One 8" or 9" wide roll
- **Waste Capacity:** 8.5 Gallons
- **U646EA (Not Pictured):** Same as U646AW, with battery operated automatic operation - batteries not supplied
- *See page 25 for collar options*

TOWEL & WASTE COMBINATIONS



U618

Recessed Folded Towel & Waste Combination

Recessed folded towel dispenser and waste receptacle.

- **Overall Size:** 14 1/4"W x 18"H x 4 1/4"D (362mm x 457mm x 108mm)
- **Wall Opening:** 12 3/4"W x 16 1/2"H x 4"D (324mm x 419mm x 102mm)
- **Towel Capacity:** 100 C-Fold or 150 Multifold
- **Waste Capacity:** 1.5 Gallons
- *See page 25 for collar options*

U6184

Recessed Folded Towel & Waste Combination

Uni-Door™ folded towel dispenser and waste receptacle.

- **Overall Size:** 14 1/2"W x 18 1/4"H x 4 1/4"D (368mm x 463mm x 108mm)
- **Wall Opening:** 12 3/4"W x 16 1/2"H x 4"D (324mm x 419mm x 102mm)
- **Capacity:** 100 C-Fold or 150 Multifold
- **Waste Capacity:** 1.5 Gallons
- *See page 25 for collar options*



U626

Recessed Folded Towel & Waste Combination

Recessed folded towel dispenser and waste receptacle.

- **Overall Size:** 14 1/4"W x 26"H x 4 1/4"D (362mm x 660mm x 108mm)
- **Wall Opening:** 12 3/4"W x 24 1/2"H x 4"D (324mm x 622mm x 102mm)
- **Towel Capacity:** 350 C-Fold or 475 Multifold
- **Waste Capacity:** 2 Gallons
- *See page 25 for collar options*

TOWEL & WASTE COMBINATIONS



U627

Recessed Folded Towel & Waste Combination

Folded towel dispenser and waste receptacle.

- **Overall Size:** 14 1/4"W x 26"H x 6 1/4"D (362mm x 660mm x 159mm)
- **Wall Opening:** 12 3/4"W x 24 1/2"H x 4"D (324mm x 622mm x 102mm)
- **Capacity:** 350 C-Fold or 475 Multifold
- **Waste Capacity (ext.):** 2.65 Gallons (2" ext.)
- *See page 25 for collar options*

U6264

Recessed Folded Towel & Waste Combination

Uni-Door™ folded towel dispenser and waste receptacle.

- **Overall Size:** 14 1/2"W x 26 1/4"H x 4 1/4"D (368mm x 667mm x 108mm)
- **Wall Opening:** 12 3/4"W x 24 1/2"H x 4"D (324mm x 622mm x 102mm)
- **Towel Capacity:** 350 C-Fold or 475 Multifold
- **Waste Capacity:** 2 Gallons
- *See page 25 for collar options*



U650

Recessed Folded Towel & Waste Combination

Recessed folded towel dispenser and extended waste receptacle.

- **Overall Size:** 17 1/4"W x 54"H x 8 1/4"D (438mm x 1372mm x 209mm)
- **Wall Opening:** 15 3/4"W x 52 1/2"H x 4"D (400mm x 1334mm x 101mm)
- **Towel Capacity:** 600 C-Fold or 800 Multifold
- **Waste Capacity (ext.):** 12 Gallons (4" ext.)
- **U651 (Not Pictured):** Same as U650, with 18 gallon waste capacity (8" ext.)
- **U653 (Not Pictured):** Same as U650, with 8" depth and 12 gallon waste capacity (1/2" ext.)
- **U657 (Not Pictured):** Same as U650, with 6 gallon waste capacity (1/2" ext.)
- *See page 25 for collar options*



TOWEL & WASTE COMBINATIONS



U659EA

Recessed Roll Towel & Waste Combination

Extended waste receptacle with battery operated automatic roll towel dispenser.

- **Overall Size:** 14 1/4"W x 54"H x 10"D (362mm x 1372mm x 254mm)
- **Wall Opening:** 12 3/4"W x 52 1/2"H x 4"D (324mm x 1334mm x 102mm)
- **Towel Capacity:** One 8" or 9" wide roll
- **Waste Capacity:** 12 Gallons (6" ext.)
- *Batteries not supplied*
- **U659AW (Not Pictured):** Same as U659EA, with lever operation
- **U659CP (Not Pictured):** Same as U659EA, with center pull dispensing operation
- *See page 25 for collar options*

U659HF

Recessed Roll Towel & Waste Combination

Extended waste receptacle with hands-free roll towel dispenser.

- **Overall Size:** 14 1/4"W x 54"H x 10"D (362mm x 1372mm x 254mm)
- **Wall Opening:** 12 3/4"W x 52 1/2"H x 4"D (324mm x 1334mm x 102mm)
- **Towel Capacity:** One 8" or 9" wide roll
- **Waste Capacity:** 12 Gallons (6" ext.)
- *See page 25 for collar options*



TOWEL & WASTE COMBINATIONS



U660AW

Recessed Roll Towel & Waste Combination

Extended waste receptacle with lever-operated roll towel dispenser.

- **Overall Size:** 17 1/4"W x 54"H x 12"D (438mm x 1372mm 305mm)
- **Wall Opening:** 15 3/4"W x 52 1/2"H x 10"D (400mm x 1334mm x 254mm)
- **Towel Capacity:** One 8" or 9" wide roll
- **Waste Capacity:** 17 Gallons (2" ext.)
- **U660EA (Not Pictured):** Same as U660AW, with battery operated automatic operation - batteries not supplied
- **U660HF (Not Pictured):** Same as U660AW, with hands free operation
- **U660FL (Not Pictured):** Same as U660AW, with full width lever operation
- *See page 25 for collar options*

U661AW

Recessed Roll Towel & Waste Combination

Extended waste receptacle with lever operated towel dispenser and storage shelf behind door.

- **Overall Size:** 17 1/4"W x 54"H x 14 1/4"D (438mm x 1372mm 362mm)
- **Wall Opening:** 15 3/4"W x 52 1/2"H x 10"D (400mm x 1334mm x 254mm)
- **Towel Capacity:** One 8" or 9" wide roll
- **Waste Capacity:** 13 Gallons (4" ext.)
- **U661EA (Not Pictured):** Same as U661AW with battery operated automatic operation - batteries not supplied
- **U661FL (Not Pictured):** Same as U661AW, with full width lever operation
- *See page 25 for collar options*



U640

Recessed Folded Towel & Waste Combination

Recessed folded towel dispenser and waste receptacle.

- **Overall Size:** 14 1/4"W x 48"H x 4 1/4"D (362mm x 1219mm x 108mm)
- **Wall Opening:** 12 3/4"W x 46 1/2"H x 4"D (324mm x 1181mm x 102mm)
- **Towel Capacity:** 600 C-Fold or 800 Multifold
- **Waste Capacity:** 3 Gallons
- *See page 25 for collar options*

TOWEL & WASTE COMBINATIONS



U670AW

Recessed Roll Towel Dispenser and Extended Waste receptacle.

Extended waste receptacle with battery operated automatic roll towel dispenser.

- **Overall Size:** 17 1/4"W x 54"H x 9 1/8"D (438mm x 1372mm x 231mm)
- **Wall Opening:** 15 3/4"W x 52 1/2"H x 4"D (400mm x 1334mm x 101mm)
- **Towel Capacity:** One 8" or 9" wide roll
- **Waste Capacity (ext.):** 12 Gallons (4" ext.)
- **U670EA (Not Pictured):** Same as U670AW, with battery operated automatic operation - batteries not supplied
- **U670HF (Not Pictured):** Same as U670AW, with hands free operation
- **U671 Series (Not Pictured):** Same as U670 series, with 18 gallon waste capacity (8"ext.)
- *See page 25 for collar options*

U648

Recessed Folded Towel & Waste Combination

Recessed folded towel dispenser and extended waste receptacle.

- **Overall Size:** 17 1/4"W x 48"H x 6 1/4"D (438mm x 1219mm x 159mm)
- **Wall Opening:** 15 3/4"W x 46 1/2"H x 4"D (400mm x 1181mm x 102mm)
- **Towel Capacity:** 600 C-Fold or 800 Multifold
- **Waste Capacity:** 6.25 Gallons
- *See page 25 for collar options*



U674

Vanity Mounted Towel & Waste Door Combination

Vanity mounted towel dispenser and push-panel waste door.

- **Overall Size:** 12 3/4"W x 14 1/4"H x 11 1/2"D (323mm x 361mm x 292mm)
- **Countertop Opening:** 11"W x 12 1/2"H (279mm x 318mm)
- **Towel Capacity:** 300 C-Fold or 400 Multifold
- *Waste receptacle must be purchased separately*

WASTE RECEPTACLES

- ▶ AJW waste receptacles come in a variety of different waste capacities. Like our combination units, collars can be installed for semi-recessing and surface mounting options.

▶ COLLARS

Stainless steel collars are available when walls do not permit full or semi-recessing. Collars can be installed in the field after the cabinet has been shipped to the job location.

SUFFIX	DESCRIPTION
-S2	2" semi-recessing collar suitable when full recessing is not possible
-S4	4" semi-recessing collar suitable when full recessing is not possible
-S6	6" semi recessing collar suitable when full recessing is not possible
-SM	Surface mounted collar when recessing is not possible



▶ U410

Semi-Recessed Waste Receptacle

Semi-recessed waste receptacle with a removable, extended waste can.

- **Overall Size:** 17 1/4"W x 30"H x 8 1/4"D (438mm x 762mm x 203mm)
- **Wall Opening:** 15 3/4"W x 28 1/2"H x 4"D (400mm x 723mm x 102mm)
- **Capacity:** 12 Gallons (4" ext.)
- *See page 25 for collar options*
- **Additional Capacities:** U412 - 21 gallons (8" ext.), U413 - 21 gallons (4" ext.), U414 - 12 gallons (2" ext.), U416 - 12 gallons (1/2" ext.), U417 - 7 gallons (1/2" ext.)



▶ U440

Recessed Stainless Steel Waste Receptacle

Recessed waste receptacle with a push panel door.

- **Overall Size:** 17 1/4"W x 30"H x 6 1/4"D (438mm x 762mm x 159mm)
- **Wall Opening:** 15 3/4"W x 28 1/2"H x 6"D (400mm x 724mm x 152mm)
- **Capacity:** 6.5 Gallons
- *See page 25 for collar options*

WASTE RECEPTACLES



U4484

Uni-Door™ Stainless Steel Waste Receptacle

Uni-Door™ waste receptacle with a push-panel door.

- **Overall Size:** 14 1/2"W x 48 1/4"H x 6 1/4"D (368mm x 1226mm x 159mm)
- **Wall Openings:** 12 3/4"W x 46 1/2"H x 6"D (324mm x 1181mm x 152mm)
- **Capacity:** 10.5 Gallons
- *See page 25 for collar options*
- **U4494 (Not Pictured):** Same as U4484, with no push panel door



U472 Series

Free Standing Waste Receptacles

Free Standing Waste Receptacle.

- **U472-13 Overall Size:** 14"W x 28 1/4"H x 14"D (355mm x 717mm x 355mm)
- **Capacity:** 13 Gallons
- **Additional Capacities:** U472-25 - 25 Gallons, U472-36 - 36 Gallons



U450 Series

Surface Mounted Waste Receptacles

Surface mounted, open-top waste can.

- **Overall Size:** U450-21 Overall Size: 15 1/4"W x 23"H x 12"D (387mm x 584mm x 305mm)
- **Capacity:** 21 Gallons
- **Additional Capacities:** U450-2 - 2 Gallons, U450-5 - 5 Gallons, U450-7 - 7 Gallons, U450-12 - 12 Gallons



U480

Vanity Mounted Circular Waste Chute

- **Overall Size:** 6 11/16" OD x 4 13/16"D (169mm x 122mm)
- **Countertop Opening:** 5 13/16" diameter (170mm)

FEMININE HYGIENE

- This series includes dispensers and disposal options. Each dispenser is available with multiple coinage options and independent mechanisms. All waste disposal units are designed to maintain a hygienic environment and are easy to empty.

► PRODUCT INFORMATION

All feminine product dispensers will hold napkin and tampon packages of the following dimensions:

Napkins:

Min: 2 5/8"W x 4 1/8"L x 3/4"H

Max: 3 1/8"W x 4 1/2"L x 1 1/8"H

Tampons:

Min: 5/8" Dia. 4 1/4"L

Max: 3/4" Dia. 5 1/8"L

► OPTIONS & COINAGE

COINAGE	SUFFIX
\$.10	-10
\$.25	-25
\$.50	-50
Free	-FREE

NDL-13: Disposable waxed liners for sanitary napkin disposals.

Case Count: 50 pcs.



► U510

Dual Sanitary Napkin & Tampon Dispenser

Recessed napkin and tampon vendor with multiple coinage options.

- **Overall Size:** 17 1/2"W x 27 1/2"H x 4 3/4"D (444mm x 698mm x 121mm)
- **Wall Opening:** 15 3/4"W x 25 3/4"H x 4 1/4"D (400mm x 654mm x 108mm)
- **Capacity:** Napkins: 15, Tampons: 23



► U526

High Capacity Napkin & Tampon Dispenser

Semi-recessed napkin & tampon dispenser with high capacity.

- **Overall Size:** 13 1/2"W x 28"H x 6 1/2"D (343mm x 711mm x 165mm)
- **Wall Opening:** 11 3/4"W x 26 1/4"H x 1" min – 6" max. (298mm x 667mm x 25mm-152mm)
- **Capacity:** Napkins: 30, Tampons: 27
- **U526-SM (Not Pictured):** Surface mounted dispenser

FEMININE HYGIENE



U590

Sanitary Napkin Disposal with Access Panel

Surface mounted napkin disposal with hinged servicing panel option.

- **Overall Size:** 9"W x 10"H x 4"D (229mm x 254mm x 102mm)
- **Capacity:** 1.6 Gallon
- **U591 (Not Pictured):** Same as U590, without lower servicing panel
- **U592 (Not Pictured):** Same as U590, with utility shelf
- **U593 (Not Pictured):** Same as U591, with utility shelf



U580

Partition Mounted Sanitary Napkin Disposal

Partition mounted napkin disposal with adjustable flange to fit partitions.

- **Overall Size:** 13"W x 17 1/4"H x 4"D (330mm x 438mm x 108mm)
- **Wall Opening:** 11 1/2"W x 15 3/4"H (1/2"-1 1/4" thick) (292mm x 400mm)
- **Capacity:** 1.5 Gallon



U581

Recessed Sanitary Napkin Disposal

Recessed napkin disposal with push-panel door.

- **Overall Size:** 12 3/4"W x 17"H x 4"D (330mm x 432mm x 108mm)
- **Wall Opening:** 11 1/4"W x 15 1/2"H x 4"D (285mm x 394mm x 108mm)
- **Capacity:** 1.5 Gallons
- **U5814 (Not Pictured):** Same as U581 with 18 gauge Uni-Door™ construction



U582

Surface Mounted Sanitary Napkin Disposal

Surface mounted napkin disposal with push panel door.

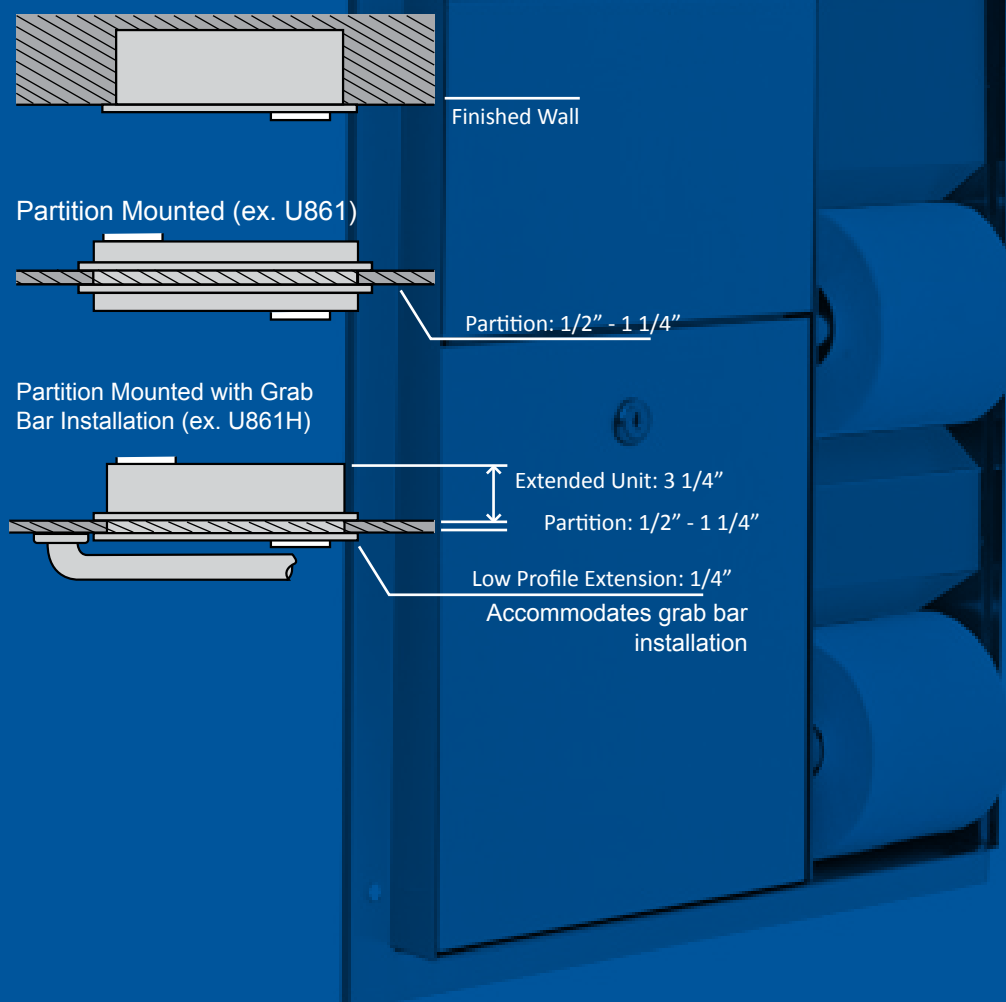
- **Overall Size:** 11"W x 15 1/4"H x 4"D (279mm x 387mm x 102mm)
- **Capacity:** 1.5 Gallons

RESTROOM STALL ACCESSORIES

- Restroom Stall Accessories are designed and fabricated for any application with numerous mounting styles available. Our stainless steel combination units come equipped with and without sanitary napkin disposal for women's and men's stall applications.

MOUNTING GUIDE

AJW restroom stall accessories can be mounted in several ways. See below for an explanation of each style.



RESTROOM STALL ACCESSORIES



U850

Recessed Toilet Seat Cover Dispenser

Recessed seat cover dispenser.

- **Overall Size:** 17 1/4"W x 12 3/4"H x 2 5/8"D (438mm x 324mm x 68mm)
- **Wall Opening:** 15 3/4"W x 11 1/4"H x 2 3/8"D (400mm x 286mm x 60mm)
- **Capacity:** 500 single fold seat covers
- **U850-SM (Not Pictured):** Surface mounted seat cover dispenser



U8504

Uni-Door™ Toilet Seat Cover Dispenser

Uni-Door™ seat cover dispenser, surface mounted.

- **Overall Size:** 17 1/2"W x 13 1/4"H x 2 5/8"D (445mm x 337mm x 68mm)
- **Wall Opening:** 15 3/4"W x 11 1/4"H x 2 5/8"D (400mm x 286mm x 66mm)
- **Capacity:** 500 single fold seat covers



U851

Surface Mounted Toilet Seat Cover Dispenser

Surface mount seat cover dispenser.

- **Overall Size:** 15 3/4"W x 11"H x 1 3/4"D (400mm x 279mm x 44mm)
- **Capacity:** 500 single fold seat covers



U852

Partition Mounted Toilet Seat Cover Dispenser

Partition mounted seat cover dispenser.

- **Overall Size:** 17 1/2"W x 12 3/4"H x 4 1/4"D (445mm x 337mm x 108mm)
- **Partition Opening:** 15 3/4"W x 11 1/4"H (1/2"-1 1/4" thick) (400mm x 324mm)
- **Capacity:** 500 single fold seat covers
- **U852H (Not Pictured):** Same as U852, with one side mounted flush to accommodate grab bar installation

RESTROOM STALL ACCESSORIES



U862

Recessed Toilet Tissue & Napkin Disposal

Recessed toilet tissue dispenser and sanitary disposal.

- **Overall Size:** 17 1/4"W x 12 3/4"H x 4 1/4"D (438mm x 324mm x 108mm)
- **Wall Opening:** 15 3/4"W x 11 1/4"H x 4"D (400mm x 286mm x 102mm)
- **Capacity:** 2 Gallons
- **Toilet Tissue:** Two standard rolls with a 5 1/4" (133mm) O.D.



U862-SM

Dual Toilet Tissue & Napkin Disposal

Surface mounted toilet tissue dispenser and napkin disposal.

- **Overall Size:** 15 1/4"W x 10 3/4"H x 4 1/4"D (387mm x 273mm x 108mm)
- **Waste Capacity:** 2 Gallons
- **Toilet Tissue:** Two standard rolls with a 5 1/4" (133mm) O.D.
- **U863 (Not Pictured):** Similar to U862, but partition mounted



U861

Partition Toilet Seat Cover, Toilet Tissue Dispenser & Napkin Disposal Combination

Partition mounted combination unit.

- **Overall Size:** 17 1/4"W x 32 3/4"H x 4 1/4"D (438mm x 832mm x 108mm)
- **Wall Opening:** 15 3/4"W x 31 1/4"H (1/2"-1 1/4" thick) (400mm x 794mm)
- **Waste Capacity:** 2 Gallons
- **Toilet Tissue:** 4 Standard Rolls
- **Seat Cover Capacity:** 1,000 single fold seat covers
- **U861A (Not Pictured):** Same as U861, without waste disposal



U861H

Partition Toilet Seat Cover, Toilet Tissue Dispenser & Napkin Disposal Combination

Partition mounted combination unit flush mounted to accommodate grab bar installation (grab bar ordered separately).

- **Overall Size:** 17 1/4"W x 32 3/4"H x 4 1/4"D (438mm x 832mm x 108mm)
- **Partitioning Opening:** 15 3/4"W x 31 1/4"H (1/2"-1 1/4" thick) (400mm x 794mm)
- **Waste Capacity:** 2 Gallons
- **Toilet Tissue Capacity:** 4 Standard Rolls
- **Seat Cover Capacity:** 1,000 single fold seat covers
- **U861AH (Not Pictured):** Same as U861H, without waste disposal

RESTROOM STALL ACCESSORIES



U860A

Recessed Toilet Seat Cover & Dual Toilet Tissue Dispenser Combination

Recessed mounted combination unit flush mounted to accommodate grab bar installation (grab bar ordered separately).

- **Overall Size:** 17 1/4"W x 32 3/4"H x 4 1/4"D (438mm x 832mm x 108mm)
- **Wall Opening:** 15 3/4"W x 31 1/4"H x 4"D (400mm x 794mm x 101mm)
- **Toilet Tissue Capacity:** 2 Standard Rolls with a 5 1/4" (133mm) O.D.
- **Seat Cover Capacity:** 500 single fold seat covers
- **U860 (Not Pictured):** Same as U860A, with waste disposal



U865

Partition Toilet Tissue Dispenser & Napkin Disposal

Partition mounted combination unit.

- **Overall Size:** 17 1/4"W x 20"H x 4 1/4"D (438mm x 508mm x 108mm)
- **Wall Opening:** 15 3/4"W x 18 1/2"H (1/2"-1 1/4" thick) (400mm x 470mm)
- **Waste Capacity:** 2 Gallons
- **Toilet Tissue Capacity:** 4 Standard Rolls with a 5 1/4" (133mm) O.D.



U864

Recessed Toilet Tissue Dispenser & Napkin Disposal

Recessed combination unit flush mounted for grab bar installation.

- **Overall Size:** 17 1/4"W x 20"H x 4 1/4"D (438mm x 508mm x 108mm)
- **Partition Opening:** 15 3/4"W x 18 1/2"H x 4"D (400mm x 470mm x 101mm)
- **Toilet Tissue Capacity:** 2 standard rolls with a 5 1/4" (133mm) O.D.
- **U864A (Not Pictured):** Same as U864, without waste disposal
- See page 14 for collar options



U865AH

Partition Mounted Toilet Tissue Dispenser

Partition mounted combination unit flush mounted for grab bar installation (grab bar ordered separately).

- **Overall Size:** 17 1/4"W x 20"H x 4 1/4"D (438mm x 508mm x 108mm)
- **Partition Opening:** 15 3/4"W x 18 1/2"H (1/2"-1 1/4" thick) (400mm x 470mm)
- **Toilet Tissue Capacity:** 4 Standard Rolls with a 5 1/4" (133mm) O.D.
- **U865H (Not Pictured):** Same as U865AH, with waste disposal

MIRRORS & SHELVES

- ▶ AJW mirrors are available in a variety of sizes and mirror surfaces. Contact your Customer Relationship Manager for more information. Shelves can be fabricated to meet many custom requirements for length or depth.

▶ WARRANTY

We guarantee our mirrors against silver spoilage for a period of fifteen years under normal use. All mirrors are silver coated and sealed with an electrolytic copper plating. This guarantee includes all 1/4" plate glass mirrors including tempered, laminated, and all other safety glass mirrors.

▶ MIRROR IMAGES

Plate glass and vinyl clad plate glass mirrors provide the best reflective quality. Other reflective surfaces, such as stainless steel, tempered glass, laminated glass, plastic acrylic, and polycarbonate have a slight distortion which increase proportionately with mirror size.

▶ SPECIAL FINISHES

SUFFIX	DESCRIPTION
VC	Plate Glass, Vinyl Clad Backing
LG	Laminated Glass (3 Sq. Ft. Minimum)
T	Tempered Glass
PM	Plastic Acrylic Mirror
8B	8B Stainless Steel Reflective Surface
LX	Polycarbonate

▶ ADDITIONAL OPTIONS

UNIT	DESCRIPTION
CL	Lucite mirror clips for U701 (pack of 6)
SCL	Stainless steel mirror clips (pack of 6)

MIRRORS & SHELVES

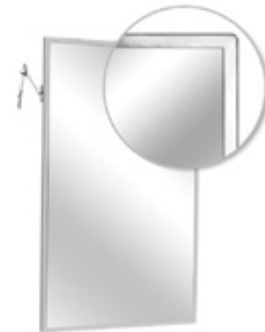


U700 Series

Stainless Steel Angle Frame Mirror

Satin finish, stainless steel, roll formed, 3/4" x 3/4" angle frame mirror with polished corners and theft resistant mounting.

- **Standard Sizes:**
16"x24", 16"x20", 16"x30", 18"x24", 18"x30", 18"x36", 20"x60",
24"x30", 24"x36", 24"x42", 24"x48", 24"x60", 24"x72", 18"x60",
24"x60", 18"x72"
- *Other sizes available upon request*



U702 Series

Adjustable Tilt Angle Frame Mirror

Satin finish, stainless steel, roll formed, angle frame mirror with adjustable tilt arms, and polished corners.

- **Standard Sizes:**
16"x24", 16"x30", 18"x24", 18"x30", 18"x36", 24"x30",
24"x36"
- *Other sizes available upon request*



U705 Series

Angle Frame Mirror & Shelf Combination

Satin finish, stainless steel, roll formed, angle frame mirror with welded shelf and polished corners and theft resistant mounting.

- **Standard Sizes:**
16"x24", 16"x30", 18"x24", 18"x30", 18"x36", 24"x30", 24"x36"
- **Shelf Depth:** 5"
- *Other sizes available upon request*



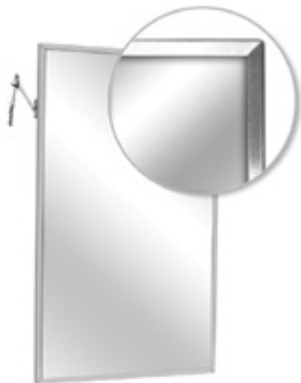
U711 Series

Stainless Steel Channel Frame Mirror

Satin finish, stainless steel, one piece, 1/2" x 1/2" channel frame mirror with mitered corners and theft resistant mounting.

- **Standard Sizes:**
16"x24", 16"x20", 16"x30", 18"x24", 18"x30", 18"x36",
20"x60", 24"x30", 24"x36", 24"x42", 24"x48", 24"x60",
24"x72", 18"x60", 24"x60", 18"x72"
- *Other sizes available upon request*

MIRRORS & SHELVES



U703 Series

Adjustable Tilt Channel Frame Mirror

Satin finish, stainless steel, one piece, channel frame mirror with mitered corners and adjustable tilt arms.

- **Standard Sizes:**
16"x24", 16"x30", 18"x24", 18"x30", 18"x36", 24"x30", 24"x36"
- *Other sizes available upon request*

U716 Series

Channel Frame Mirror & Shelf Combination

Satin finish, stainless steel, one piece channel frame mirror & welded shelf with mitered corners and theft resistant mounting.

- **Standard Sizes:**
16"x24", 16"x30", 18"x24", 18"x30", 18"x36", 24"x30", 24"x36"
- **Shelf Depth: 5"**
- *Other sizes available upon request*



U704 Series

Fixed Tilt Angle Frame Mirror

Satin finish, stainless steel, fixed tilt mirror with polished corners that tapers from 4" at the top to 1" at the bottom.

- **Standard Sizes:**
16"x24", 16"x30", 18"x24", 18"x30", 18"x36", 24"x30", 24"x36"
- *Other sizes available upon request*

MIRRORS & SHELVES



U7018B Series

Stainless Steel Frameless Mirror

Satin finish, stainless steel, frameless mirror with 1/4" returns and a highly reflective 8B mirror finish.

- **U701 (Not Pictured):** Frameless 1/4" plate glass mirror, with polished edges

U719 Series

Stainless Steel J-Mold Mirror

Satin finish, stainless steel, individual channel with slotted mounting plate. Ideal for mirrors with multiple pieces of glass.

- **U717 Series (Not Pictured):** Same as U719, with 1 sided channel
- **U718 Series (Not Pictured):** Same as U719, with 2 channels (top and bottom)



U706 Series

Fixed Tilt Angle Frame Mirror with Shelf

Satin finish, stainless steel, framed fixed tilt mirror with shelf.

- **Standard Sizes:**
16"x24", 16"x30", 18"x24", 18"x30", 18"x36", 24"x30", 24"x36"
- **Shelf Depth:** 5"
- *Other sizes available upon request*

MIRRORS & SHELVES



U730 Series

White Enamel Recessed Medicine Cabinet

Recessed white enamel medicine cabinet with mirror door and adjustable shelves.

- **Overall Size (U730-1622):** 16 1/8"W x 22 1/8"H x 4 1/4"D (409mm x 562mm x 108mm)
- **Wall Opening (U730-1622):** 14"W x 18"H x 3"D (355mm x 457mm x 76mm)
- **Overall Size (U730-1626):** 16"W x 26"H x 4 5/8"D (406mm x 660mm x 117mm)
- **Wall Opening (U730-1626):** 14"W x 24"H x 3 3/4"D (355mm x 609mm x 95mm)
- *Surface mounted cabinets also available*



U720 Series

Stainless Steel Recessed Medicine Cabinet

Recessed stainless steel medicine cabinet with mirror door and adjustable shelves.

- **Overall Size (U720-1830):** 18"W x 30"H x 4 7/8"D (457mm x 762mm x 124mm)
- **Wall Opening (U720-1830):** 15 3/4"W x 25 7/8"H x 4"D (349mm x 657mm x 101mm)
- **Other sizes available:** U720-1622, U720-1626, U720-1824
- *See page 25 for collar options*



U788

Spring Loaded Folding Stainless Steel Shelf

Folding, spring loaded, stainless steel purse shelf with radiused leading edges.

- **Overall Size:** 14 5/8"L x 5 1/2"W (398mm x 140mm)




U790

Recessed Stainless Steel Shelf With Exposed Mounting

Stainless steel, recessed shelf with exposed mounting points.

- **Standard Sizes:** 17 1/4"W x 8"H x 4 1/4"D (438mm x 203mm x 107mm)
- **Wall Opening:** 15 3/4"W x 6 1/2"H x 4"D (400mm x 165mm x 101mm)

MIRRORS & SHELVES



U792 Series

Surface Mounted Shelf with Backsplash

Surface mounted stainless steel shelf with backspash, 5" depth

- **Standard Lengths:** 12", 16", 18", 24", 30", 36"
- *Other lengths available upon request*



U795 Series

Surface Shelf with Embossed Tray

Surface mounted stainless steel shelf with embossed tray, 6" depth

- **Standard Lengths:** 12", 16", 18", 24", 30", 36"
- *Other lengths available upon request*



UX135-BF

Surface Mounted Utility Shelf

Polished or satin finish stainless steel shelf with concealed mounting.

- **Overall size:** 18" or 24"L x 6 1/4"D (398mm x 140mm)
- **UX135-SF (Not Pictured):** Same as UX135-BF, with satin finish



U770 Series

Surface Mounted Stainless Steel Utility Shelf

Stainless steel, surface mounted utility shelf with multiple depths and lengths.

- **Standard Lengths:** 16", 18", 24", 30", 36", 42", 48", 60", 72"
- **Standard Depths:** 4", 5", 6", 8", 12"
- Specify depth and length (Ex. U776-18, 6" depth, 18" length)
- *Other sizes available upon request*

TOILET TISSUE DISPENSERS

- ▶ AJW toilet tissue dispensers are available for various applications in single or dual roll capacity as well as standard and jumbo size roll dispensing capabilities.

In order to comply with ADA guidelines, dispensers cannot have any form of controlled delivery. We offer this design feature on many of our dispensers.

▶ DISPENSER TYPES

Standard Roll: Dispensers of this type are designed to fit a standard roll with a 5 3/4" outside diameter.

Jumbo Roll: Jumbo roll dispensers are designed to accommodate large capacity rolls with an outside diameter of 9" – 10".



▶ U804

Hooded Dual Toilet Tissue Dispenser

Theft resistant hooded toilet tissue dispenser available with single or dual roll capacity.

- **Overall Size:** 10 1/2"W x 6 3/8"H x 4 1/4"D (267mm x 161mm x 108mm)
- **Capacity:** Two standard rolls 1000 sheet two ply or 1500 sheet single ply rolls
- **U803 (Not Pictured):** Same as U804 with single roll capacity



▶ U806

Dual Aluminum Toilet Tissue Dispenser

Die-cast aluminum bracket with high density plastic toilet tissue spindles.

- **Overall Size:** 13"W x 1 3/4"H x 4"D (330mm x 45mm x 102mm)
- **Capacity:** Two standard rolls 1000 sheet two ply or 1500 sheet single ply rolls
- **U805:** Same as U806 with single roll capacity
- **U805-NC & U806-NC:** Same as U805 & U806 without controlled delivery

TOILET TISSUE DISPENSERS



U807

Single Fold Toilet Tissue Dispenser Exposed Mounting

Single fold toilet tissue dispenser with a keyed lock.

- **Standard Sizes:** 4 5/8"W x 7 3/4"H x 3"D (117mm x 196mm x 76mm)
- **Capacity:** 1300 single fold sheets



U812

Dual Chrome Toilet Tissue Dispenser

Bright polished chrome toilet tissue dispenser with controlled delivery.

- **Overall Sizes:** 12 1/4"W x 2 3/4"H x 4 1/4"D (311mm x 70mm x 108mm)
- **Capacity:** Two standard rolls with a 5 1/4" (133mm) O.D.
- **U811:** Same as U812 with single roll capacity



U814

Dual Chrome Toilet Tissue Dispenser

Bright polished chrome toilet tissue dispensers with controlled delivery.

- **Overall Sizes:** 10 1/2"W x 2 3/4"H x 4 1/4"D (266mm x 70mm x 108mm)
- **Capacity:** Two standard rolls with a 5 1/4" (133mm) O.D.
- **U813:** Same as U814 with single roll capacity



U815

Dual Toilet Tissue Dispenser & Shelf Combination

Stainless steel toilet tissue dispenser with utility shelf.

- **Overall Sizes:** 16"W x 4"H x 5"D (406mm x 102mm x 127mm)
- **Capacity:** Two standard rolls with a 5 1/4" (133mm) O.D.

TOILET TISSUE DISPENSERS



U830

Jumbo Roll Toilet Tissue Dispenser

Single jumbo toilet tissue dispenser with partially exposed roll.

- **Overall Sizes:** 11"W x 7 3/4"H x 4 1/2"D (254mm x 305mm x 108mm)
- **Capacity:** One 9" diameter roll

U832

Dual Jumbo Roll Toilet Tissue Dispenser

Dual jumbo roll toilet tissue dispenser with 18 gauge stainless steel body.

- **Overall Sizes:** 21 1/4"W x 13 1/8"H x 4 1/4"D (540mm x 333mm x 108mm)
- **Capacity:** Two 9" diameter rolls



U834

Dual Jumbo Roll Toilet Tissue Dispenser

Dual jumbo toilet tissue dispenser with lower sliding access panel.

- **Overall Sizes:** 20 1/2"W x 12 1/4"H x 5 7/8"D (521 mm x 311 mm x 149mm)
- **Capacity:** Two 9" diameter rolls



TOILET TISSUE DISPENSERS



U842

Partition Hooded Dual Toilet Tissue Dispenser

Partition mounted, hooded tissue dispenser with dual roll capacity.

- **Overall Sizes:** 14 1/4"W x 14"H x 9 7/8"D (362mm x 356mm x 251mm)
- **Partition Opening:** 12 1/2"W x 12 1/4"H (3/4"-1 1/4" partition)(318mm x 311mm)
- **Capacity:** Four (two per side) standard rolls with a 5 1/4" (133mm) O.D.

U840

Surface Mounted Hooded Dual Toilet Tissue Dispenser

Surface mounted, hooded tissue dispenser with dual roll capacity.

- **Overall Sizes:** 6"W x 12"H x 6 3/4"D (152mm x 305mm x 171mm)
- **Capacity:** Two standard rolls with a 5 1/4" (133mm) O.D.



U841

Recessed Hooded Dual Toilet Tissue Dispenser

Recessed, hooded tissue dispenser with dual roll capacity.

- **Overall Sizes:** 8"W x 14"H x 6 3/4"D (203mm x 356mm x 171mm)
- **Wall Opening:** 6 3/8"W x 12 3/8"H x 3 5/8"D (162mm x 314mm x 93mm)
- **Capacity:** Two standard rolls with a 5 1/4" (133mm) O.D.

TOILET TISSUE DISPENSERS



U838

Jumbo Roll Toilet Tissue Dispenser

Single jumbo toilet tissue dispenser.

- **Overall Sizes:** 10 3/4"W x 11"H x 4 1/2"D (273mm x 279mm x 114mm)
- **Capacity:** One 9"-10" diameter roll

UC42

Zamac Dual Toilet Tissue Dispenser

Chrome on Zamac toilet tissue dispensers with white plastic spindles.

- **Overall Sizes:** 14 1/8"W x 1 13/16"H x 3 1/8"D (359mm x 44mm x 79mm)
- **Capacity:** Two standard rolls with a 5 1/4" (133mm) O.D.
- **UC41:** Same as UC42, with single roll capacity



UC72

Recessed "Hide-A-Roll" Dispenser

Chrome toilet tissue dispenser with hidden storage for an additional roll.

- **Overall Sizes:** 6 5/16"W x 6 5/16"H x 6 9/16"D (160mm x 160mm x 167mm)
- **Wall Opening:** 5 3/8"W x 5 3/8"H x 4"D (137mm x 137mm x 102mm)
- **Capacity:** One standard roll with a 5 1/4" (133mm) O.D., with one spare roll

TOILET TISSUE DISPENSERS

UX76-BF

Recessed Dual Toilet Tissue Dispenser



Recessed, hooded tissue dispenser with dual roll capacity. Available in satin finish.

- **Overall Sizes:** 12 5/8"W x 6 1/4"H x 3 3/8"D (321mm x 159mm x 86mm)
- **Wall Opening:** 11 3/4"W x 5 1/4"H x 2"D (298mm x 133mm x 51mm)
- **Capacity:** Two standard rolls with a 5 1/4" (133mm) O.D.
- **UX75-BF (Not Pictured):** Same as UX76-BF, without hood. Also available in satin finish (-SF).

UX71-BF

Recessed Single Toilet Tissue Dispenser

Recessed, hooded tissue dispenser with single roll capacity. Available in satin finish.

- **Overall Sizes:** 6 1/4"W x 6 1/4"H x 3 9/16"D (159mm x 159mm x 92mm)
- **Wall Opening:** 5 1/4"W x 5 1/4"H x 2"D (133mm x 133mm x 51mm)
- **Capacity:** One standard roll with a 5 1/4" (133mm) O.D.
- **UX70-BF (Not Pictured):** Same as UX71-BF, without hood. Also available in satin finish (-SF).



UX142-BF

Dual Toilet Tissue Dispenser

Stainless steel toilet tissue dispenser.

- **Overall Sizes:** 13"W x 2"H x 3 7/8"D (359mm x 44mm x 79mm)
- **Capacity:** Two standard rolls with a 5 1/4" (133mm) O.D.
- **UX141-BF:** Same as UX142 with single roll capacity
- **UX141-SF & UX142-SF:** Same as UX141-BF & UX142-BF, with a satin finish



GRAB BARS

➤ AJW grab bars are fabricated of 18 gauge stainless steel with a standard satin finish. Optional safety grip is also available on all bar configurations. See the ‘How To Specify’ guide below for ordering information. When properly installed, our grab bars can support loads in excess of 300 lbs.

➤ HOW TO SPECIFY

Choose series by diameter and flange style:

Choose your finish:

SERIES	DIAMETER	FLANGE STYLE
UG1	1"	Concealed Snap
UG2	1 1/4"	Concealed Snap
UG3	1 1/2"	Concealed Snap
UG20	1 1/4"	Concealed Set Screw
UG30	1 1/2"	Concealed Set Screw
UG120	1 1/4"	Exposed
UG130	1 1/2"	Exposed

FEATURE	SUFFIX
Powder Coated	PC
Safety Grip (Peened)	X

➤ SAMPLE NUMBER

UG2X - N 24303



➤ Configuration-A Series

Straight Grab Bar

Straight grab bar.

- **Standard Lengths:** 12", 16", 18", 24", 30", 32", 36", 42", 48", 50", 52", 54", 56"
- **Bar Diameters:** 1", 1 1/4", 1 1/2"
- **Flange Styles:** Concealed Set Screw, Concealed Snap and Exposed
- *Other sizes available upon request*

GRAB BARS



Configuration-G Series

Two Wall Grab Bar

Two Wall Grab Bar

- **Standard Lengths:** 30"x16", 30"x18", 36"x18", 36"x24", 36"x42", 52"x36", 54"x36", 24"x24", 30"x30", 36"x36"
- **Bar Diameters:** 1", 1 1/4", 1 1/2"
- **Flange Styles:** Concealed Set Screw, Concealed Snap and Exposed
- *Other sizes available upon request*
- *See measurement guide on page 48*



Configuration-V Series

Three Wall Grab Bar

Three wall grab bar, fabricated in two sections.

- **Standard Lengths:** 24"x60"x24" 30"x60"x30" 36"x60"x36"
- **Bar Diameters:** 1", 1 1/4", 1 1/2"
- **Flange Styles:** Concealed Set Screw, Concealed Snap and Exposed
- *Other sizes available upon request*



Configuration-U

Swing-Up Stainless Steel Grab Bar

Swing-up grab bar with adjustable tension clutch to control the path of bar.

- **Length:** 29"
- **Bar Diameter:** 1 1/4"
- **Flange Styles:** Exposed Plate
- **UG120-W (Not Pictured):** Same as UG120-U, with a single roll toilet tissue dispenser



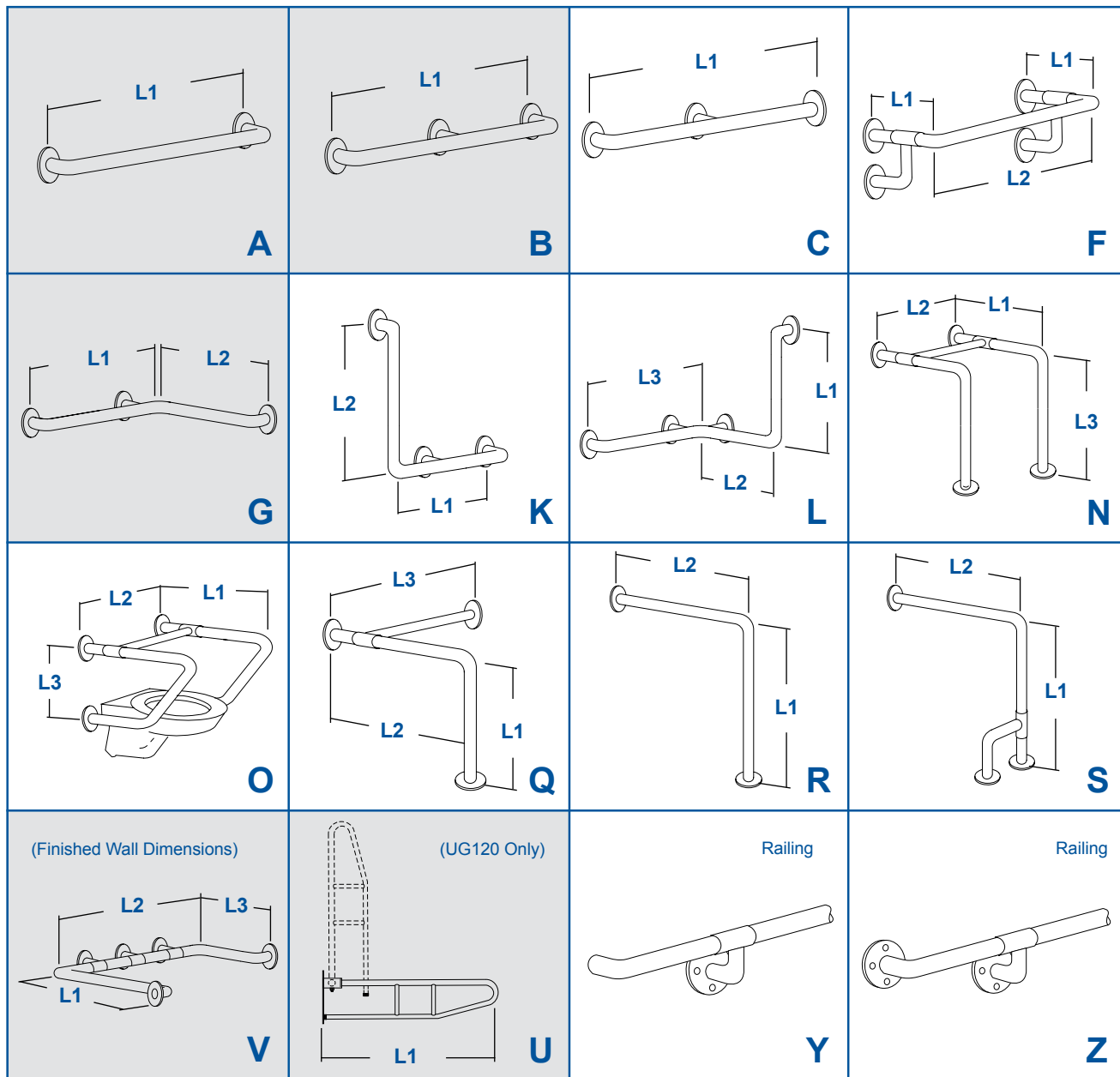
US130-A Series

Straight Security Grab Bar

Straight grab bar with a welded closure plate for security applications.

- **Standard Lengths:** 12", 18", 24", 30", 36", 42", 48"
- **Bar Diameter:** 1 1/2"
- **Flange Styles:** Exposed
- *Other sizes available upon request*

GRAB BARS



Standard Configurations

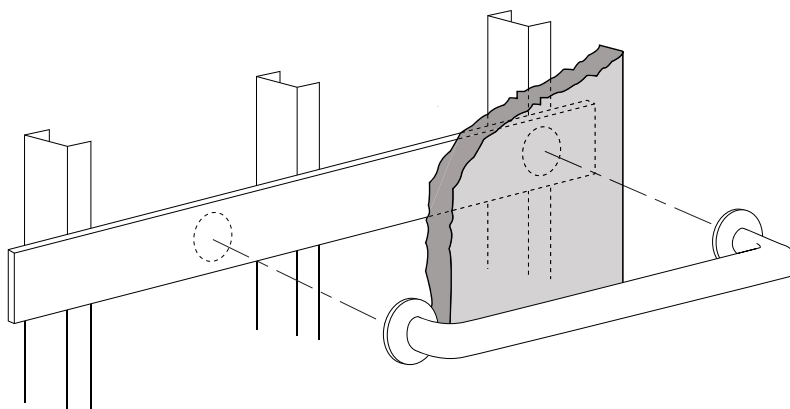
BP10 - In Wall Mounting Plate

One plate is required per side of grab bar.

(ex. Configuration-G: requires 2 plates)

To determine plate size add 6" to length of grab bar (ex. 12" grab bar requires 18" mounting plate).

Other kits are available for wood, drywall, masonry and partition installation.



GRAB BARS

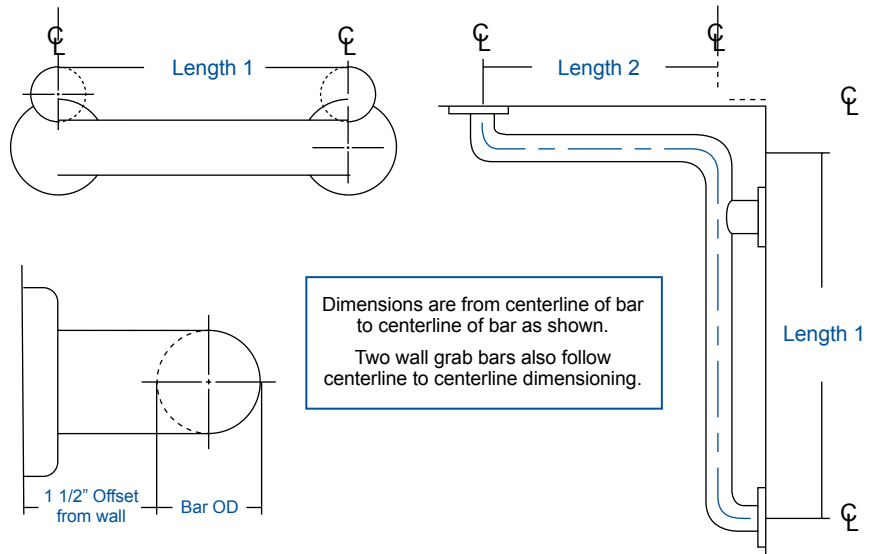
Measurement Guide

Wall Clearance:

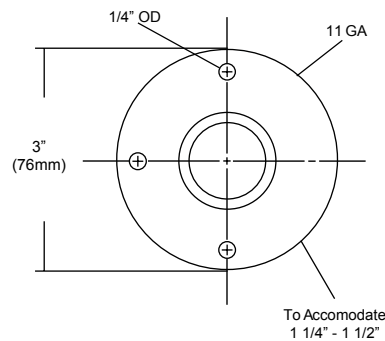
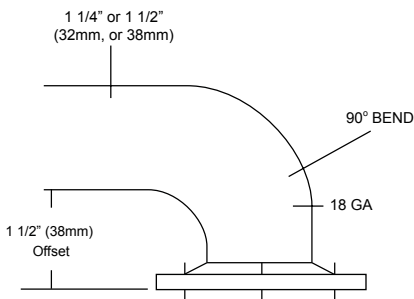
This is commonly known as bar offset. All AJW bars have 1 1/2" clearance between the mounting surface and inside of the bar with the exception of wall to floor bars. (Complies with Federal specification WW-p-541/8b)

Sizing Bars:

All stainless steel grab bars are measured centerline to centerline. Three sided bars (ex: Configuration-V) must have finished wall sizes supplied when pricing and ordering bars.

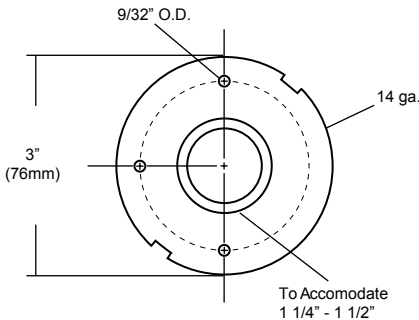
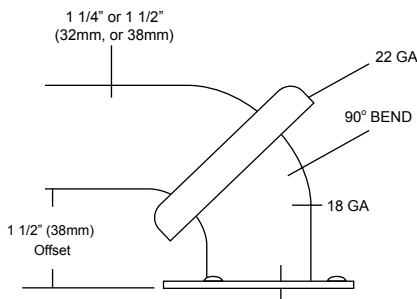


Flange Type



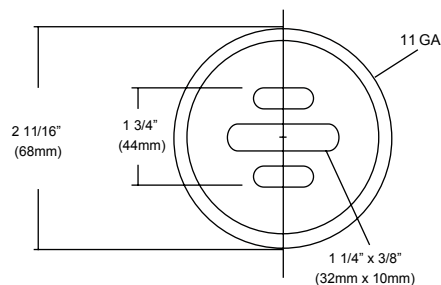
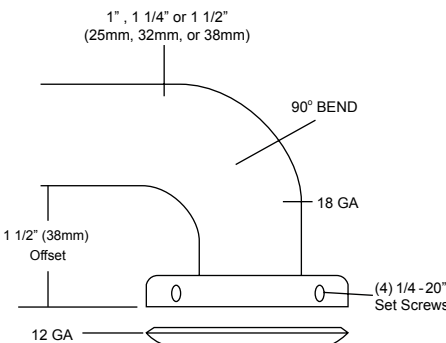
Exposed Flange

3" O.D. 11 gauge satin finish stainless steel with three (3) mounting points (for 1/4" dia fasteners). Flange is TIG welded to bar for one-piece construction.



Concealed Snap Flange

3" O.D. deep drawn, 22 gauge stainless steel cover with a satin finish. A 12 gauge stainless steel mounting plate is welded to the bar with 3 (three) mounting points.



Concealed Set Screw Flange

3" O.D. deep drawn 11 gauge satin finish stainless steel. 12 gauge tennon plate. Flange is secured to plate by means of four (4) 1/4 - 20 stainless steel tamper resistant set screws.

HEALTHCARE ACCESSORIES

- ▶ AJW healthcare products include shower seats, changing tables, and other products intended for use in healthcare facilities. When mounted properly these products comply with ADA guidelines.

▶ ADA GUIDELINES

4.21.3 – Shower Seats:

Seating area of shower seat should be at a height between 17" – 19" above the finished floor.

4.20.3, 4.26.3 – Tub Seats:

Seats should be mounted to the wall surface securely and will not slip during regular use.

▶ SHOWER SEATS

We offer shower seats with a variety of mounting styles and materials to meet any application or requirement. All shower seats should be secured with in-wall concealed mounting whenever possible.

▶ BABY CHANGING STATIONS

Changing stations are available in various configurations, mounting styles, materials and colors to meet all applications.

▶ SEAT MATERIALS

Cushion Material:

2 1/2" foam cushion covered with water resistant reinforced vinyl fabric.

Seating Area Material:

3/4" high density polyethylene (HDPE).

Frame Material:

18 gauge satin finish stainless steel.

- ▶ Shower seats that mount with stainless steel "hat" style brackets are not intended for application that include shower bases with rounded corners. AJW recommends the U928 for such applications.

HEALTHCARE ACCESSORIES



U939

Polyethylene Folding Shower Seat

Retractable, high density polyethylene shower seat.

- **Seating Area:** 20 1/4"W x 14 3/4"D (514mm x 374mm)
- **Seating Material:** White high density polyethylene
- **Weight Capacity:** 250 lbs. when properly installed
- **U934 (Not Pictured):** Same as U939, with water-resistant reinforced vinyl fabric



U920

Polyethylene Bariatric Shower Bench

Retractable, high density polyethylene shower bench.

- **Seating Area:** 29 3/8"W x 12 7/8"D (746mm x 327mm)
- **Seating Material:** White high density polyethylene
- **Weight Capacity:** 1300 lbs. when properly installed



U921

Bariatric Shower Seat With Left or Right Handing

Retractable high density polyethylene seat with reversible handing in the field.

- **Seating Area:** 32"W x 20 1/4"D (813mm x 514mm)
- **Seating Material:** White high density polyethylene
- **Weight Capacity:** 1300 lbs. when properly installed
- *Right Handing Shown*



U925

Handed Stainless Steel Shower Seat

Handed, stainless steel retractable shower seat.

- **Seating Area:** 32"W x 20 1/2"D (813mm x 521 mm)
- **Seating Material:** Stainless steel with a satin finish
- **Weight Capacity:** 500 lbs. when properly installed
- *Left Handing Shown*

HEALTHCARE ACCESSORIES



U926

Stainless Steel Retractable Shower Bench

Stainless steel retractable shower bench.

- **Seating Area:** 32"W X 12 1/8" D (813mm x 308mm)
- **Seating Material:** Stainless steel with a satin finish
- **Weight Capacity:** 1300 lbs. when properly installed



U929

Shower Seat With Left or Right Handing

Handed retractable shower seat with reversible handing in the field.

- **Seating Area:** 32"W x 20 3/4"D (813mm x 527mm)
- **Seating Material:** White high density polyethylene
- **Weight Capacity:** 500 lbs. when properly installed
- *Right Handing Shown*



U935

Retractable Back Wall Mounted Tub Seat

Retractable side wall mounting tub seat with non-slip feet.

- **Overall Size:** 29 1/2"W x 14 7/8"D (749mm x 377mm)
- **Seating Area:** 29 1/2"W x 12 7/8"D (749mm x 327mm)
- **Seating Material:** White high density polyethylene



U936

Retractable Side Wall Mounted Tub Seat

Retractable side wall mounting tub seat with non-slip feet.

- **Overall Size:** 29 1/2"W x 14 3/4"D (749mm x 374mm)
- **Seating Area:** 28 1/2"W x 14 3/4"D (732mm x 374mm)
- **Seating Material:** White high density polyethylene

HEALTHCARE ACCESSORIES



U933

Retractable Cushioned Shower Seat

Handed, folding shower seat with water-resistant reinforced vinyl fabric cushion.

- **Seating Area:** 32"W x 22"D (813mm x 559mm)
- **Seating Material:** 2" foam cushion covered with water-resistant reinforced vinyl fabric
- **Weight Capacity:** 250 lbs. when properly
- *Left Handing Shown*



U928

Shower Seat With Left or Right Handing

Handed, retractable shower seat for shower enclosures with molded bases.

- **Seating Area:** 32"W x 20 3/4"D (813mm x 527mm)
- **Seating Material:** White high density polyethylene
- **Weight Capacity:** 500 lbs. when properly installed
- *Right Handing Shown*



U930

Stainless Steel Corner Shower Seat

Stainless steel folding corner mounted shower seat.

- **Seating Area:** 15" x 15 1/4" x 15" (381mm x 387mm x 381mm)
- **Seating Material:** Stainless steel with a satin finish
- **Weight Capacity:** 250 lbs. when properly installed



U931

Stainless Steel Recessed Shower Seat

Stainless steel, recessed shower seat that closes when not in use.

- **Seating Area:** 16"W x 16"H x 3 1/2"D (406mm x 406mm x 89mm)
- **Wall Opening:** 15 1/4"W x 15 1/4"H x 2 5/8"D (387mm x 387mm x 67mm)
- **Seating Material:** Stainless steel with a satin finish
- **Weight Capacity:** 300 lbs. when properly installed

HEALTHCARE ACCESSORIES



U905

Stainless Steel Partition Mounted Specimen Pass Box

Partition mounted, dual door, stainless steel specimen pass box.

- **Overall Size:** 14 1/4"W x 14 1/4"H x 8 1/2"D (362mm x 362mm x 216mm)
- **Partition Opening:** 12 1/2"W x 12 1/2"H (318mm x 318mm)
- *Adjustable to fit openings 2 3/4"D - 8"D*



U951

Recessed Single Bed Pan Cabinet

Recessed single stainless steel bed pan cabinet with magnetic catch.

- **Overall Size:** 17 1/4"W x 27 1/4"H x 6 1/4"D (438mm x 692mm x 159mm)
- **Wall Opening:** 15 3/4"W x 25 3/4"H x 6"D (400mm x 654mm x 152mm)
- **Capacity:** One standard bed pan
- *See page 39 for collar options*



U952

Recessed Dual Bed Pan Cabinet

Recessed dual stainless steel bed pan cabinet with magnetic catch.

- **Overall Size:** 27 1/4"W x 27 1/4"H x 6 1/4"D (692mm x 92mm x 159mm)
- **Wall Opening:** 25 3/4"W x 25 3/4"H x 6"D (654mm x 654mm x 159mm)
- **Capacity:** Two standard bed pans
- *See page 39 for collar options*



U944

Horizontal Baby Changing Station

Horizontal polypropylene baby changing station.

- **Overall Size (Closed):** 35 3/16"W x 22 1/4"H x 4"D (894mm x 565mm x 102mm)
- **Overall Size (open):** 35 3/16"W x 22 1/4"H x 23 3/16"D (889mm x 565mm x 589mm)
- **Material:** Anti-microbial polypropylene
- **Colors:** Cream (standard), white granite, grey, and earth
- **U945-GR-SS (Not Pictured):** Same as U944, with stainless steel veneer panel
- **Colors:** Grey, white granite

HEALTHCARE ACCESSORIES



U980

Vertical Baby Changing Station

Vertical polyethylene baby changing station.

- **Overall Size (open):** 22"W x 35 1/2"H x 35"D (559mm x 902mm x 889mm)
- **Material:** Anti-microbial polyethylene
- **Colors:** Cream (standard), white granite, grey



U987

Surface Mounted Child Protection Station

Surface mounted child protection station.

- **Overall Size (open):** 12"W x 19"H x 12 1/2"D (305mm x 482mm x 317mm)
- **Colors:** Cream (standard) and grey



U984-SM

Surface Mounted Baby Changing Station

Horizontal, stainless steel baby changing station.

- **Overall Size (closed):** 37"W x 23"H x 4"D (940mm x 584mm x 102mm)
- **Overall Size (open):** 37"W x 23"H x 19"D (940mm x 584mm x 483mm)
- **Color:** Grey



U984

Recessed Horizontal Baby Changing Station

Horizontal, stainless steel baby changing station.

- **Overall Size (closed):** 37"W x 23"H x 4 1/4"D (940mm x 584mm x 110mm)
- **Overall Size (open):** 37"W x 23"H x 15"D (940mm x 584mm x 381mm)
- **Wall Opening:** 35 1/2"W x 20 1/2"H x 4 1/4"D (902mm x 521mm x 108mm)
- **Color:** Grey

HEALTHCARE ACCESSORIES



U985-SM

Surface Mounted Baby Changing Station

Vertical, stainless steel baby changing station.

- **Overall Size (closed):** 22 1/4"W x 35 1/2"H x 5 1/4"D (565mm x 902mm x 133mm)
- **Overall Size (open):** 22 1/4"W x 35 1/2"H x 29 3/4"D (565mm x 902mm x 756mm)
- **Color:** Grey



U985

Recessed Stainless Steel Changing Station

Vertical, stainless steel baby changing station.

- **Overall Size (closed):** 24 1/4"W x 39 1/2"H x 5 1/4"D (615mm x 1003mm x 133mm)
- **Overall Size (open):** 24 1/4"W x 30 3/4"H x 31 1/4"D (615mm x 781mm x 794mm)
- **Wall Opening:** 22 1/8"W x 35 3/8"H x 4"D (562mm x 899mm x 102mm)
- **Color:** Grey



U986

Recessed Baby Changing Station

Horizontal, baby changing station with stainless steel recessing flange.

- **Overall Size (closed):** 37"W x 23"H x 4 1/4"D (940mm x 584mm x 108mm)
- **Overall Size (open):** 37"W x 23"H x 19 1/4"D (940mm x 584mm x 489mm)
- **Wall Opening:** 35 1/2"W x 20 1/2"H x 4"D (902mm x 521mm x 102mm)
- **Colors:** Cream and grey



U106

Foot Operated Soap Dispenser

Foot operated soap dispenser for hospital scrub rooms and other sterile environments.

- **Overall Size:** 4 1/2"W x 9 1/4"H (7" spout) (114mm x 235mm)
- **Overall Size:** 32 fl. oz.

HEALTHCARE ACCESSORIES



U961

Stainless Steel Single Bed Pan Rack

Stainless steel single bed pan rack.

- **Overall Size:** 11 5/8"W x 12 1/2"H x 4 9/16"D (295mm x 317mm x 108mm)
- **Capacity:** One standard bedpan



U962

Stainless Steel Dual Bed Pan Rack

Stainless steel dual bedpan rack.

- **Overall Size:** 12 1/4"W x 28 3/4"H x 4 9/16"D (311mm x 730mm x 108mm)
- **Capacity:** Two standard bedpans



U965

Stainless Steel Bed Pan Rack & Urine Bottle Holder

Stainless steel bedpan and urine bottle rack.

- **Overall Size:** 12 3/4"W x 26"H x 4 9/16"D (324mm x 660mm x 108mm)
- **Capacity:** One standard bedpan and one standard urine bottle



U374

Stainless Steel Paper Cup Dispenser

Stainless steel surface mounted paper cup dispenser.

- **Overall Size:** 2 3/4"W x 14"H x 2 3/4"D (70mm x 355mm x 70mm)
- **Capacity:** (150) 3-ounce paper cups

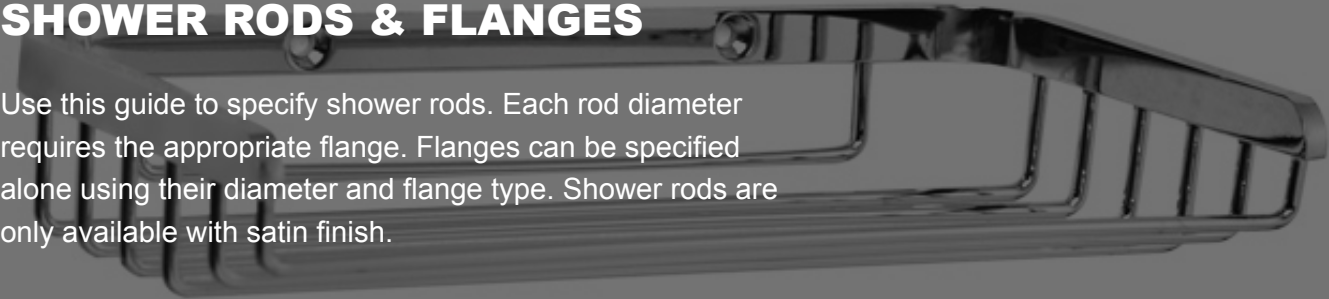
HOSPITALITY ACCESSORIES

► Hospitality accessories are fabricated with design and aesthetic in mind. See below for an overview of each series.

- **UB Accessories:** Fabricated of a sold brass casting with a chrome, nickel plated finish.
- **UC Accessories:** Fabricated of a high polished chrome plating over virgin zinc cast (Zamac). All accessories meet standard Federal specifications.
- **UX Accessories:** All accessories are stainless steel with a bright or satin finish and provided with a concealed stainless steel mounting plate. When specifying the finish use suffix -BF for a bright or -SF for a satin finish.

► SHOWER RODS & FLANGES

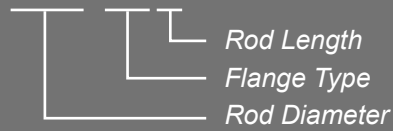
Use this guide to specify shower rods. Each rod diameter requires the appropriate flange. Flanges can be specified alone using their diameter and flange type. Shower rods are only available with satin finish.



SERIES	DIAMETER	FLANGE STYLE
UX1	1"	A, B, C, E, J, K
UX2	1 1/4"	A, B, C, J, K

► SAMPLE NUMBER

UX1-E36



HOSPITALITY ACCESSORIES



UX110-BF

Single Stainless Steel Robe Hook

Bright stainless steel single robe hook with concealed mounting.

- **Standard Sizes:** 2"W x 2"H x 1 5/8"D (51mm x 51mm x 41mm)
- **UX110-SF (Not Pictured):** Same as UX110-BF, with satin finish



UX111-BF

Single Stainless Steel Towel Pin

Bright stainless steel single towel pin with concealed mounting.

- **Overall Size:** 2"W x 2"H x 3 7/8"D (51mm x 51mm x 98mm)
- **UX111-SF (Not Pictured):** Same as UX111-BF, with satin finish



UX112-BF

Dual Stainless Steel Robe Hook

Bright stainless steel dual robe hook with concealed mounting.

- **Overall Sizes:** 4"W x 2"H x 1 5/8"D (102mm x 51mm x 41mm)
- **UX112-SF (Not Pictured):** Same as UX112-BF, with satin finish



UX116-BF

Heavy Duty Dual Coat Hook

Bright stainless steel dual robe hook with concealed mounting.

- **Overall Sizes:** 2"W x 7"H x 2 5/8"D (51mm x 178mm x 66mm)
- **UX116-SF (Not Pictured):** Same as UX116-BF, with satin finish

HOSPITALITY ACCESSORIES



UX121-BF

Stainless Steel Soap Dish with Concealed Mounting

Bright stainless steel soap dish with concealed mounting, and no drain holes.

- **Standard Sizes:** 4 1/4"W x 2 1/8"H x 4 1/4"D (108mm x 54mm x 108mm)
- **UX121-SF (Not Pictured):** Same as UX121-BF, with satin finish
- **UX122-BF (Not Pictured):** Same as UX121-BF, with drain holes
- **UX122-SF (Not Pictured):** Same as UX122-BF, with satin finish



UX120-BF

Stainless Steel Toothbrush & Tumbler Holder

Bright stainless steel toothbrush and tumbler holder with concealed mounting.

- **Overall Size:** 4 5/16"W x 2"H x 4 1/8"D (110mm x 51mm x 105mm)
- **UX120-SF (Not Pictured):** Same as UX120-BF, with satin finish



UX76-BF

Recessed Dual Toilet Tissue Dispenser

Recessed, hooded toilet tissue dispenser with dual roll capacity and bright polished finish.

- **Overall Sizes:** 12 5/8"W x 6 1/4"H x 3 3/8"D (321mm x 159mm x 86mm)
- **Wall Opening:** 11 3/4"W x 5 1/4"H x 2"D (298mm x 133mm x 51mm)
- **Capacity:** Two standard rolls with 5 1/4" (133mm) O.D.
- **UX76-SF (Not Pictured):** Same as UX76-BF, with satin finish



UX75-BF

Recessed Dual Toilet Tissue Dispenser

Recessed toilet tissue dispenser with dual roll capacity without hood and bright polished finish.

- **Overall Sizes:** 12 5/8"W x 6 1/4"H x 3 9/16"D (321mm x 159mm x 92mm)
- **Wall Opening:** 11 3/4"W x 5 1/4"H x 2"D (298mm x 133mm x 51mm)
- **Capacity:** Two standard rolls with a 5 1/4" (133mm) O.D.
- **UX75-SF (Not Pictured):** Same as UX75-BF, with satin finish

HOSPITALITY ACCESSORIES



UX71-BF

Recessed Single Toilet Tissue Dispenser

Recessed, hooded toilet tissue dispenser with single roll capacity and bright polished finish.

- **Standard Sizes:** 6 1/4"W x 6 1/4"H x 3 9/16"D (159mm x 159mm x 92mm)
- **Wall Opening:** 5 1/4"W x 5 1/4"H x 2"D (133mm x 133mm x 51mm)
- **Capacity:** One standard roll with a 5 1/4" (133mm) O.D.
- **UX71-SF (Not Pictured):** Same as UX71-BF, with satin finish



UX70-BF

Recessed Toilet Tissue Dispenser

Recessed, single toilet tissue dispenser with bright polished finish.

- **Overall Size:** 6 1/4"W x 6 1/4"H x 3 9/16"D (159mm x 159mm x 92mm)
- **Wall Opening:** 5 1/4"W x 5 1/4"H x 2"D (133mm x 133mm x 51mm)
- **Capacity:** One standard roll 1000 sheet two ply or 1500 sheet single ply roll
- **UX70-SF (Not Pictured):** Same as UX70-BF, with satin finish



UX142-BF

Dual Stainless Steel Toilet Tissue Dispenser

Stainless steel toilet tissue dispenser.

- **Overall Size:** 13"W x 2"H x 3 7/8"D (330mm x 51mm x 98mm)
- **UX141-BF:** Two standard rolls with a 5 1/4" (133mm) O.D.
- **UX141-SF & UX142-SF:** Same as UX141-BF & UX142-BF, with a satin finish, and a single roll capacity



UX130-BF

Stainless Steel Towel Ring

Bright stainless steel towel ring with concealed mounting.

- **Overall Size:** 4 3/4"W x 5 1/8"H x 2 1/2"D (121mm x 130mm x 64mm)
- **UX130-SF (Not Pictured):** Same as UX130-BF, with satin finish

HOSPITALITY ACCESSORIES



UX137-BF-24

Surface Mounted Towel Shelf

Bright stainless steel towel shelf.

- **Standard Sizes:** 18"W or 24"W x 8 1/8"D (457mm & 609mm x 206mm)
- **UX137-SF (Not Pictured):** Same as UX137-BF, with satin finish



UX135-BF-24

Surface Mounted Utility Shelf

Bright stainless steel utility shelf.

- **Standard Sizes:** 18"W or 24"W x 6 1/4"D (457mm & 609mm x 159mm)
- **UX135-SF (Not Pictured):** Same as UX135-BF, with satin finish



UX119-BF

Stainless Steel Soap Basket

Bright stainless steel soap basket.

- **Overall Size:** 8 1/4"W x 1 3/8"H x 3 1/2"D (210mm x 35mm x 89mm)



UX125-BF

Stainless Steel Soap Dish and Wash Cloth Bar

Bright stainless steel wash cloth bar and soap dish.

- **Standard Sizes:** 14 3/4"W x 2"H x 4 1/4"D (375mm x 51mm x 108mm)
- **UX125-SF (Not Pictured):** Same as UX125-BF, with satin finish

HOSPITALITY ACCESSORIES



UX131-BF Series

Stainless Steel Square Towel Bar

Stainless steel 3/4" square towel bar, specify length (ex. UX131-SF-18).

- **Standard Lengths:** 18", 24", 30", 36" (475mm, 610mm, 762mm, 914mm)
- **UX131-SF Series (Not Pictured):** Same as UX131-BF series, with satin finish
- **UX132-BF Series (Not Pictured):** Same as UX131-BF series, with 3/4" round bar
- **UX132-SF Series (Not Pictured):** Same as UX132-BF series, with satin finish



UX148-BF

Stainless Steel Towel Shelf and Drying Bar

Stainless steel towel shelf and drying bar.

- **Overall Size:** 24"W x 6 7/16"H x 8 3/16"D (610mm x 164mm x 208mm)



UX901

Adjustable Makeup & Shaving Mirror

Bright polished shaving mirror with 2.5x and 4x magnification and adjustable arm.

- **Overall Size:** 13"H x 14" Max Depth (c/l) (330mm x 356mm)

HOSPITALITY ACCESSORIES



UX143-BF

Stainless Steel Door Bumper

Bright stainless steel door bumper with exposed mounting.

- **Overall Size:** 2"W x 2"H x 2 1/8"D (51mm x 51mm x 54mm)
- **UX143-SF (Not Pictured):** Same as UX143-BF, with satin finish



UX196-SF

Recessed Facial Tissue Dispenser

Satin finish stainless steel recessed facial tissue dispenser.

- **Overall Size:** 12"W x 6 1/4"H x 4 1/8"D (305mm x 152mm x 104mm)
- **Wall Opening:** 10 3/4"W x 5 1/4"H x 4"D (273mm x 133mm x 102mm)
- **Capacity:** One standard facial tissue box
- **UX196-BF (Not Pictured):** Same as UX196-SF, with bright finish



UX196-SF-SM

Surface Mounted Facial Tissue Dispenser

Satin finish stainless steel surface mounted facial tissue dispenser.

- **Overall Size:** 12"W x 6 1/4"H x 4 1/8"D (305mm x 152mm x 104mm)
- **Capacity:** One standard facial tissue box
- **UX196-BF-SM (Not Pictured):** Same as UX196-SF-SM, with bright finish



UX192

Concealed Facial Tissue Dispenser

Concealed facial tissue box mounts behind vanity face to hold one standard facial tissue box.

- **Overall Size:** 10 3/4"W x 5"H x 4"D (273mm x 127mm x 102mm)
- **Capacity:** One standard facial tissue box
- **UX193 (Not Pictured):** Same as UX192, with 2 1/4"D for smaller capacity facial tissue boxes

HOSPITALITY ACCESSORIES



UX80-BF

Recessed Heavy Duty Soap Dish

Bright polished recessed soap dish.

- **Overall Size:** 7 1/8"W x 5"H x 2 3/4"D (181mm x 127mm x 70mm)
- **Wall Opening:** 5 5/8"W x 3 3/4"H x 3"D (143mm x 95mm x 76mm)
- **UX80-SF (Not Pictured):** Same as UX80-BF, with satin finish
- **UX82-BF (Not Pictured):** Bright finish unit, with screw holes
- **UX82-SF (Not Pictured):** Satin finish unit, with screw holes



UX81-BF

Recessed Heavy Duty Soap Dish with Bar

Recessed soap dish with wash cloth bar.

- **Overall Size:** 7 1/8"W x 5"H x 4"D (181mm x 127mm x 102mm)
- **Wall Opening:** 5 5/8"W x 3 3/4"H x 3"D (143mm x 95mm x 76mm)
- **UX81-SF (Not Pictured):** Same as UX81-BF, with satin finish
- **UX83-BF (Not Pictured):** Bright finish unit, with screw holes
- **UX83-SF (Not Pictured):** Satin finish unit, with screw holes



UX61-BF

Recessed Soap Dish With Wash Cloth Bar

Recessed soap dish with wash cloth bar and plastic soap tray.

- **Overall Size:** 6 1/4" W x 6 1/4" H x 3 1/2" D (165mm x 165mm x 89mm)
- **Wall Opening:** 5 1/4" W x 5 1/4" H x 2"D (133mm x 133mm x 51mm)
- **UX61-SF (Not Pictured):** Same as UX61-BF, with satin finish
- **UX60-BF (Not Pictured):** Bright finish unit, without washcloth bar
- **UX60-SF (Not Pictured):** Satin finish unit, without washcloth bar



UX938

Surface Mounted Retractable Clothesline

Surface mounted retractable clothes line.

- **Overall Size:** 3 9/16"OD x 2 3/16"D (89mm x 57mm)
- **Line Length:** 85" (2159mm)

HOSPITALITY ACCESSORIES



UC72

"Hide-A-Roll" Dispenser

Chrome toilet tissue dispenser with hidden storage for an additional roll.

- **Overall Size:** 6 5/16"W x 6 5/16"H x 6 9/16"D (160mm x 160mm x 167mm)
- **Wall Opening:** 5 3/8"W x 5 3/8"H x 4"D (137mm x 137mm x 102mm)
- **Capacity:** One standard roll with a 5 1/4" (133mm) O.D. with one spare roll



UC31

Chrome Plated Towel Bar

Chrome on Zamac, 3/4" square towel bar.

- **Standard Lengths:** 18", 24", 30" (457mm, 610mm, 762mm)



UC10

Single Zamac Coat Hook

Chrome on Zamac single coat hook with a chrome finish.

- **Overall Size:** 2 1/8"W x 1 11/16"H x 2 3/16"D (54mm x 44mm x 56mm)



UC12

Dual Zamac Coat Hook

Chrome on Zamac dual coat hook with a chrome finish.

- **Overall Size:** 2 5/8"W x 1 11/16"H x 2 9/16"D (67mm x 44mm x 40mm)

HOSPITALITY ACCESSORIES



UC20

Zamac Toothbrush & Tumbler Holder

Chrome on Zamac toothbrush & tumbler holder with a chrome finish.

- **Overall Size:** 3 13/16"W x 1 11/16"H x 3"D (97mm x 44mm x 76mm)



UC21

Zamac Soap Dish With Concealed Mounting

Chrome on Zamac soap dish.

- **Overall Size:** 3 13/16"W x 1 11/16"H x 3"D (97mm x 44mm x 76mm)
- **UC22 (Not Pictured):** Same as UC21, with drain holes



UC30

Zamac Towel Ring With Concealed Mounting

Chrome on Zamac towel ring.

- **Overall Size:** 5 3/4"W x 4 3/8"H x 1 5/8"D (146mm x 110mm x 43mm)



UC42

Zamac Dual Toilet Tissue Dispenser

Chrome on Zamac toilet tissue dispensers with white plastic spindles.

- **Overall Size:** 14 1/8"W x 1 13/16"H x 3 1/8"D (359mm x 44mm x 79mm)
- **Capacity:** Two standard rolls with a 5 1/4"D (133mm) O.D.
- **UC41:** Same as UC42, with single roll capacity

HOSPITALITY ACCESSORIES



UB14

Chrome Coat Hook with Bumper

Chrome-plated brass coat hook with door bumper, and exposed mounting

- **Overall Size:** 1 3/8"W x 2 1/2" x H x 3"D (35mm x 64mm x 76mm)



UB16

Heavy Duty Chrome Coat Hook

Chrome-plated brass coat hook with set screw concealed mounting.

- **Overall Size:** 3"W x 3"W x 3 1/4"D (76mm x 76mm x 83mm)



UB17

Heavy Duty Chrome Coat Hook

Chrome-plated brass coat hook with exposed mounting.

- **Overall Size:** 2 3/4"W x 2 7/8"H x 3 1/8"D (70mm x 73mm x 80mm)



UB13

Chrome Hat & Coat Hook

Chrome-plated brass coat hook with exposed mounting.

- **Overall Size:** 1 3/16"W x 2 1/4"W x 2 7/8"D (30mm x 57mm x 73mm)

HOSPITALITY ACCESSORIES



▀ UB32-BF Series

Heavy Duty Chrome Towel Bar

Chrome-plated brass posts with exposed mounting and stainless steel 1" O.D. bar.

- **Standard Lengths:** 18", 24", 30", 36" (457mm, 610mm, 762mm, 914mm)
- **UB32-SF Series (Not Pictured):** Same as UB32-BF, with satin finish



▀ UX1-A Series

Concealed Shower Curtain Flange & Rod

Style-A chrome-plated brass shower curtain rod flange with concealed mounting.

- **Bar Diameter (UX1):** 1" (25mm)
- **Bar Diameter (UX2):** 1 1/4" (32mm)
- **Standard Bar Lengths:** 36", 42", 48", 60", 72" (914mm, 1066mm, 1219mm, 1524mm, 1829mm)




▀ UX1-B Series

Exposed Shower Curtain Flange & Rod

Style-B satin finish stainless steel shower curtain rod flange with exposed mounting.

- **Bar Diameter (UX1):** 1" (25mm)
- **Bar Diameter (UX2):** 1 1/4" (32mm)
- **Standard Bar Lengths:** 36", 42", 48", 60", 72" (914mm, 1066mm, 1219mm, 1524mm, 1829mm)
- *Available with curved rods*

HOSPITALITY ACCESSORIES



UX1-E Series

Security Shower Curtain Flange & Rod

Style-E satin finish, stainless steel shower curtain rod flange with breakaway design for security applications.

- **Bar Diameter (UX1):** 1" (25mm)
- **Standard Bar Lengths:** 36", 42", 48", 60", 72" (914mm, 1066mm, 1219mm, 1524mm, 1829mm)



UX1-J Series

Concealed Snap-On Shower Curtain Flange & Rod

Style-J satin finish, stainless steel shower curtain rod flange with concealed snap flange.

- **Bar Diameter (UX1):** 1" (25mm)
- **Bar Diameter (UX2):** 1 1/4" (32mm)
- **Standard Bar Lengths:** 36", 42", 48", 60", 72" (914mm, 1066mm, 1219mm, 1524mm, 1829mm)
- *Available with curved rods*



UX1-K Series

Exposed Curtain Flange & Rod

Style-K satin finish stainless steel shower curtain rod flange with exposed mounting.

- **Bar Diameter (UX1):** 1" (25mm)
- **Bar Diameter (UX2):** 1 1/4" (32mm)
- **Standard Bar Lengths:** 36", 42", 48", 60", 72" (914mm, 1066mm, 1219mm, 1524mm, 1829mm)

HOSPITALITY ACCESSORIES



UX1-V

Heavy Duty Ceiling Shower Rod Support

Overhead satin finish stainless steel support recommended for shower curtain rods over 72"L.

- **Bar Diameter (UX1):** 1" (25mm)
- **Standard Bar Lengths:** 18", 24", 30", 36" (457mm, 609mm, 762mm, 914mm)
- **UX2-V (Not Pictured):** Same as UX1-V, to accommodate 1 1/4" O.D. shower rod.



UX250 Series

Anti-Bacterial Fabric & Vinyl Shower Curtains

Anti-Bacterial shower curtains with hemmed tops.

- **Standard Lengths:** 36"x72", 42"x72", 48"x72", 60"x72", 72"x72"
- **UX250P:** White, Anti-Bacterial vinyl
- **UX250A:** White, Anti-Bacterial fabric
- **UX250W:** White duck, Anti-Bacterial fabric



UX169

Stainless Steel Shower Curtain Ring

Bright stainless steel shower curtain hook to fit 1"-1 1/4" OD shower rods.

- **Overall Size:** 1 3/8"W x 2 7/8"H (35mm x 73mm)
- **UX171 (Not Pictured):** Same as UX169, with ball bearings for smoother operation
- **Hook Quantities Needed:** 36" - 6, 42" - 7, 48" - 8, 60" - 10, 72" - 12



UX1 Curved Shower Rods

Curved Shower Rod

Stainless steel curved shower curtain rod with a satin finish.

- **Bar Diameter (UX1):** 1" (25mm)
- **Flanges Available:** Style-B (exposed), Style-J (concealed)
- **Standard Bar Lengths:** 48", 60", 72" (1219mm, 1524mm, 1829mm)
- *Specify length and flange when ordering (ex. UX1-B60-CV). See page 57 for configuration and ordering guide.*

JANITORIAL ACCESSORIES

- ▶ AJW janitorial accessories are designed with versatility and function in mind. We provide numerous hook, mop holder and utility shelf combinations. We understand that not all workspaces are the same. We provide varying lengths and hook quantities that will fit any space, large or small.



UJ11A

Heavy Duty Dual Coat Hook Strip

Heavy Duty Dual Coat Hook Strip

- **Overall Size:** 26"L (660mm)
- **Hooks:** (3) UX116-SF hooks
- **UJ11B (Not Pictured):** 36"L (914mm) with four (4) hooks
- **UJ11C (Not Pictured):** 46"L (1168mm) with five (5) hooks



UJ12A

Mop Holder Strip With Single Mop Holders

Heavy duty mop holder strip.

- **Overall Size:** 26"L (660mm)
- **Hooks:** Three (3) UJ19 mop holders
- **UJ12B (Not Pictured):** 36"L (914mm) with four (4) holders
- **UJ12C (Not Pictured):** 46"L (1168mm) with five (5) holders
- **UJ12D (Not Pictured):** 56"L (1422mm) with six (6) holders



JANITORIAL ACCESSORIES



UJ13B

Mop Holder Strip & Shelf Combination

Heavy duty mop holder strip and shelf.

- **Overall Size:** 36"L (914mm)
- **Hooks:** Four (4) UJ19 mop holders
- **UJ13A (Not Pictured):** 24"L (610mm) with three (3) holders
- **UJ13C (Not Pictured):** 48"L (1219mm) with five (5) holders
- **UJ13D (Not Pictured):** 60"L (1524mm) with six (6) holders



UJ14A

Double Robe & Towel Hook Strip

Heavy duty double hook strip.

- **Overall Size:** 24"L (610mm)
- **Hooks:** Three (3) UJ16 hooks
- **UJ14B (Not Pictured):** 36"L (914mm) with four (4) hooks
- **UJ14C (Not Pictured):** 46"L (1168mm) with five (5) hooks
- **UJ14D (Not Pictured):** 56"L (1422mm) with six (6) hooks



UJ16

Heavy Duty Robe & Towel Hook

Heavy duty robe and towel hook.

- **Overall Size:** 1"W x 6 11/16"H x 2 1/8"D (25mm x 170mm x 54mm)



UJ19

Stainless Steel Single Mop Holder

Single mop holder.

- **Overall Size:** 2 9/16"W x 1 5/16"H x 1 3/16"D (65mm x 33mm x 30mm)

JANITORIAL ACCESSORIES

UJ30A

Single Hook Strip with Shelf Combination

Heavy duty hook strip with 5"D shelf.

- **Overall Size:** 26"L (660mm)
- **Hooks:** Three (3) single hooks (UX110-SF)
- **UJ30B (Not Pictured):** 26"L (660mm) with four (4) hooks
- **UJ30C (Not Pictured):** 36"L (914mm) with five (5) hooks



UJ31B

Double Hook Strip with Shelf Combination

Heavy duty double robe hook strip with 5"D shelf.

- **Overall Size:** 26"L (660mm)
- **Hooks:** Two (2) double hooks (UX112-SF)
- **UJ31A (Not Pictured):** 16"L (406mm) with two (2) hooks
- **UJ31C (Not Pictured):** 36"L (914mm) with four (4) hooks



UJ23

Heavy Duty Stainless Steel Coat Hook

Heavy Duty Stainless Steel Coat Hook

- **Overall Size:** 1 1/4"W x 2 5/16"H x 1 1/4"D (32mm x 59mm x 32mm)



JANITORIAL ACCESSORIES

UJ41A

Mop Holder, Hook Strip & Drying Rod Combination

Janitorial mop holder and hook strip with 8" mounted shelf and drying rod.



- **Overall Size:** 30"L (762mm)
- **Hooks:** Three (3) holders and two (2) hooks
- **UJ41B (Not Pictured):** 36"L (914mm) with four (4) holders and three (3) hooks
- **UJ41C (Not Pictured):** 42"L (1066mm) with five (5) holders and four (4) hooks
- **UJ41D (Not Pictured):** 48"L (1219mm) with six (6) holders and five (5) hooks

UJ45A

Shelf with Utility Hook & Mop Strip Combination

Janitorial mop holder and hook strip combination with 8" mounted shelf.

- **Overall Size:** 34"L (864mm)
- **Hooks:** Four (4) hooks and three (3) holders
- **UJ45B (Not Pictured):** 44"L (1117mm) with four (4) holders and five (5) hooks
- **UJ45C (Not Pictured):** 54"L (1372mm) with five (5) holders and six (6) hooks



UJ18

Heavy Duty Stainless Steel Pail or Ladder Hook

Heavy duty janitorial hook for pail or ladder storage fabricated of 14 gauge stainless steel.

- **Overall Size:** 1 1/4"W x 6 3/4"H x 8 1/4"D (32mm x 171mm x 209mm)



JANITORIAL ACCESSORIES



UJ21

Heavy Duty Stainless Steel Clothes Hook

Heavy duty 11 gauge satin finish stainless steel coat hook with exposed mounting.

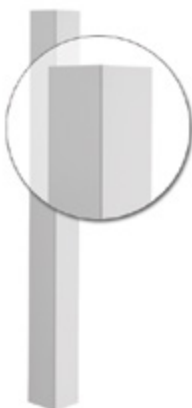
- **Overall Size:** 1 1/4"W x 2 1/8"H x 1 1/4"D (32mm x 54mm x 32mm)

UJ22

Heavy Duty Stainless Steel Clothes Hook

Heavy duty 11 gauge satin finish stainless steel coat hook with exposed mounting.

- **Overall Size:** 1 1/4"W x 2 5/16"H x 1 1/8"D (32mm x 59mm x 29mm)



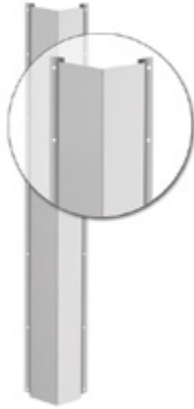
UM10-0348

Stainless Steel Finished Wall Corner Guard

Stainless steel 18 gauge corner guard for finished walls and doorways.

- **Standard Sizes:** 3 1/2" W x 3 1/2"W x 48"H (89mm x 89mm x 1219mm)
- **Options:** Exposed mounting points
- *Mounting adhesive not supplied*

JANITORIAL ACCESSORIES



UM20-0448

Stainless Steel Rough Wall Corner Guard

Stainless steel 18 gauge corner guard for rough walls and doorways.

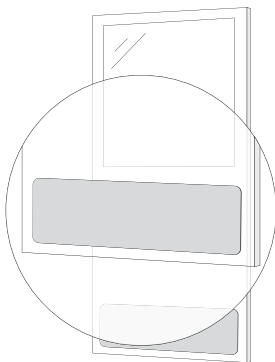
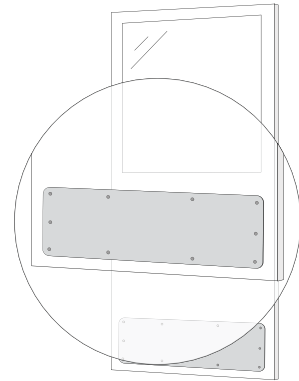
- **Standard Sizes:** 4 1/2"W x 4 1/2"W x 48"H (114mm x 114mm x 1219mm)
- **Options:** Exposed mounting points
- *Mounting adhesive not supplied*

UM50-3008

Stainless Steel Kick Plate With Exposed Mounting

Stainless steel 18 gauge satin finish kick plate with exposed mounting.

- **Overall Size (standard):** 8"H x 30"W (203mm x 762mm)



UM51-3008

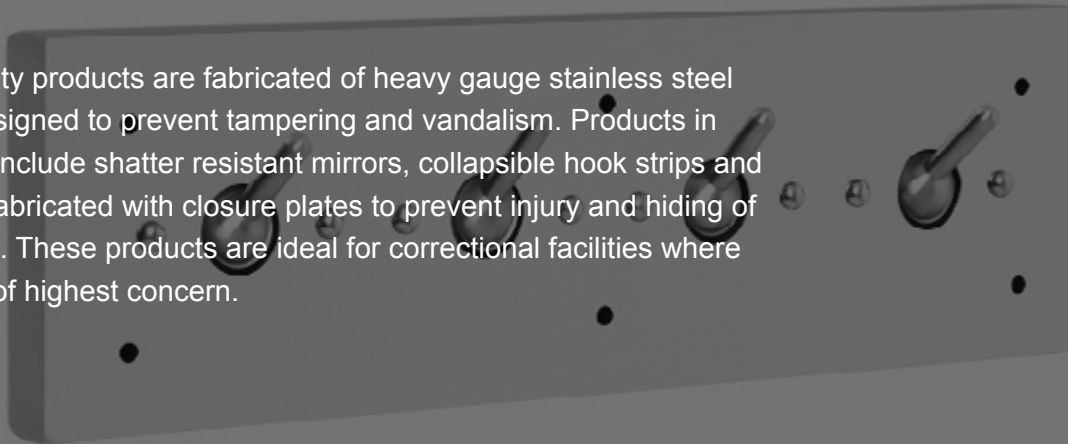
Stainless Steel Kick Plate

Stainless steel 18 gauge satin finish kick plate mounted with adhesive.

- **Overall Size (standard):** 8"H x 30"W (203mm x 762mm)
- *Mounting adhesive not supplied*

SECURITY PRODUCTS

- ▶ AJW security products are fabricated of heavy gauge stainless steel and are designed to prevent tampering and vandalism. Products in this series include shatter resistant mirrors, collapsible hook strips and grab bars fabricated with closure plates to prevent injury and hiding of contraband. These products are ideal for correctional facilities where security is of highest concern.



US17

Heavy Duty Collapsible Security Hook

Heavy Duty Collapsible Security Hook with adjustable tension control designed to prevent injury.

- **Overall Sizes:** 1"W x 4 5/16"H x 3"D (25mm x 109mm x 76mm)



US18

Chase Mounted Security Clothes Hook

Heavy duty security clothes hook with pivoting ball joint to prevent injury.

- **Overall Sizes:** 4"W x 4"H x 2 1/4"D (102mm x 102mm x 57mm)
- **US19 (Not Pictured):** Same as US18, with exposed mounting

SECURITY PRODUCTS



US22

Stainless Steel Security Soap Dish

Surface mounted, 7 ga. stainless steel soap dish.

- **Overall Sizes:** 5"W x 2 1/4"H x 2 13/16"D (127mm x 57mm x 68mm)
- **US21 (Not Pictured):** Same as US22, with chase mounting



US23 Series

Towel Bar

Heavy duty stainless steel towel bar, welded to form a one-piece construction.

- **Standard Lengths:** 18", 24", 30" (457mm, 610mm, 762mm)
- *Specify length when ordering (ex. US23-24)*



US39

Security Hook Strip

Heavy duty security hook strip with collapsible hooks.

- **Overall Sizes:** 18"W x 5 1/2"x H x 3"D (Wall to hook) (457mm x 140mm x 76mm)
- **Hooks:** Four (4) US17 security hooks



US40

Security Hook Strip

Heavy duty security hook strip with collapsible pivoting ball joint hooks.

- **Overall Size:** 18"W x 5 1/2"x H x 2 1/4"D (Wall to hook) (457mm x 140mm x 57mm)
- **Hooks:** Four (4) US18 security hooks

SECURITY PRODUCTS



US51

Chase Mounted Security Hook Strip & Shelf Combination

Heavy duty collapsible security hook strip and utility shelf combination.

- **Overall Size:** 18"W x 11"H x 8"D (457mm x 279mm x 203mm)
- **Hooks:** Four (4) security hooks
- **US52 (Not Pictured):** Same as US51, with exposed mounting

US53

Chase Mounted Security Hook Strip & Shelf Combination

Heavy duty collapsible security hook strip and utility shelf combination.

- **Overall Size:** 18"W x 11"H x 8"D (457mm x 279mm x 203mm)
- **Hooks:** Four (4) security hooks
- **US54 (Not Pictured):** Same as US53, with exposed mounting



US806

Security Dual Toilet Tissue Dispenser

Dual toilet tissue dispenser with keyed lock, controlled delivery and heavy gauge stainless steel bracket.



- **Overall Size:** 13 3/4"W x 2 3/8"H x 4"D (349mm x 60mm x 102mm)
- **Capacity:** Two standard rolls with a 5 1/4" (133mm) O.D.
- **US805 (Not Pictured):** Same as US806, with single roll capacity
- **US805-NC & US806-NC:** Same as US805 & US806 with non-controlled delivery

SECURITY PRODUCTS



US889

Security Dual Toilet Tissue Dispenser

Hooded dispenser with a stainless steel tube as the spindle (padlock not included).

- **Overall Sizes:** 10 1/8"W x 5 1/8"H x 4 3/16"D (257mm x 130mm x 106mm)
- **Capacity:** Two standard rolls with a 5 1/4" (133mm) O.D.
- **US888 (Not Pictured):** Same as US889 with single roll capacity

US11

Security Toilet Tissue Holder

Single roll 18 gauge stainless steel toilet tissue holder with exposed mounting and capped end.

- **Overall Sizes:** 3"OD x 5 1/2"H x 3 5/8"D (76mm x 140mm x 92mm)
- **Capacity:** One standard roll with a 5 1/4" (133mm) O.D.



US80

Chase Mounted Recessed Stainless Steel Security Soap Dish



Recessed security soap dish for chase walls, with satin finish.

- **Overall Sizes:** 7"W x 5"H x 2 3/4"D (178mm x 127mm x 70mm)
- **Wall Opening:** 5 7/8"W x 3 7/8"H x 2 3/4"D (149mm x 98mm x 70mm)

SECURITY PRODUCTS



US7138B

Exposed Mounting Security Mirror

Stainless steel heavy duty angle frame security mirror.

- **Standard Sizes:** 12" x 16", (custom sizes available)
- **Reflective Surfaces Available:** Brightly Polished Steel, Plastic Acrylic
- **US7128B (Not Pictured):** Same as US7138B with concealed mounting points for chase walls

US74

Chase Mounted Security Toilet Tissue Holder

Recessed, security toilet tissue holder with concealed mounting.

- **Overall Sizes:** 6 1/4" OD x 4 5/16"D (159mm x 110mm)
- **Wall Opening:** 5 3/4"W x 4 3/4"D (146mm x 121mm)
- **Capacity:** One standard roll with a 5 1/4" (133mm) O.D.



US75

Security Toilet Tissue Holder

Recessed, security toilet tissue holder with exposed mounting.

- **Overall Sizes:** 8"W x 8"H" x 4 1/4"D (203mm x 203mm x 108mm)
- **Wall Opening:** 5 3/4"Diameter x 4"D (146mm x 121mm)
- **Capacity:** One standard roll with a 5 1/4" (133mm) O.D.

SECURITY PRODUCTS



US740

Frameless Stainless Steel Security Mirror

One-piece stamped, high polish stainless steel, tamper-resistant security mirror with exposed mounting.

- **Overall Size:** 11 1/4"W x 17 1/4"H x 1/4"D (286mm x 438mm x 6mm)

US130-A Series

Straight Bar With Closure Plate

Straight grab bar with a closure plate for security applications.

- **Standard Lengths:** 12", 18", 24", 30", 36", 42", 48"
- **Bar Diameter:** 1 1/2"
- **Flange Style:** Exposed
- *Specify length when ordering (ex. US130-A24)*




US130-G Series

Two Wall Bar With Closure Plate

Two wall grab bar with a closure plate for security applications.


- **Standard Lengths:** 16" x 30", 18" x 30", 24" x 36"
- **Bar Diameter:** 1 1/2"
- **Flange Style:** Exposed
- *Specify length & handing when ordering (left handing shown, ex. US130-G3016L)*
- *Due to the security applications of this product, the entire length of closure plate must maintain contact with wall surface. AJW is not responsible for improper application due to variations in wall construction and surface.*



- Solid Plastic Partitions
- Stainless Steel Partitions
- Baked Enamel Partitions
- Phenolic Black Core Partitions
- Plastic Laminate Partitions



- Markerboards
- Tackboards
- Sliders
- Combination Boards
- Glass Markerboards



- Standard Series Lockers
- Professional Series Lockers
- Athletic Series Lockers
- TA-50 Series Lockers
- Benches



Volume 1

509 Temple Hill Road
New Windsor, NY 12553-5532

Phone (845) 562-3332

Fax (845) 562-3391

www.ajw.com