

date
projectname
attn
from
fax
email
phone

8/16/16
Severn Group
Stephanie McClelland

stef@accessiblesupply.com



U169AW-SR

Roll Towel Dispenser

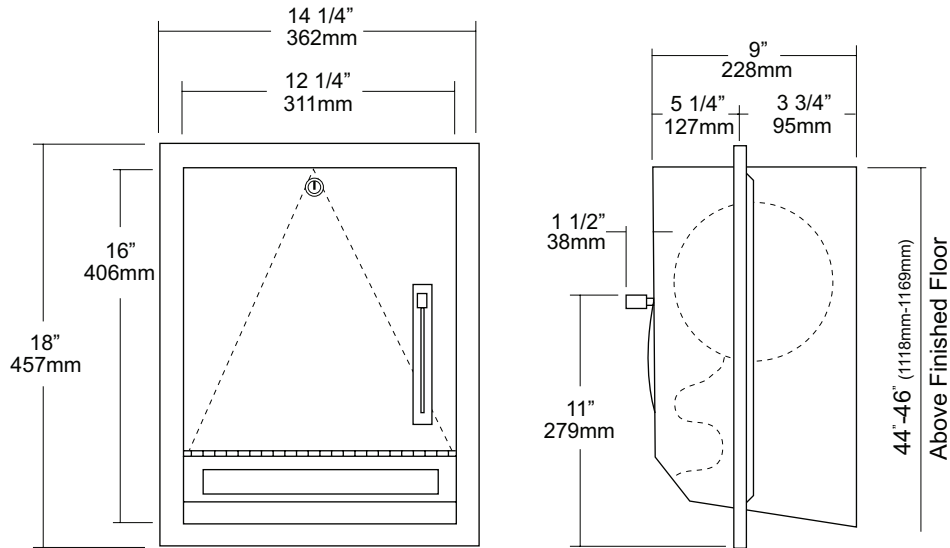
Revision 01/12

JOB #:

ITEM #:

QUANTITY:

MOUNTING	HANDING	TYPE	SIZE	OTHER



SPECIFICATIONS

Cabinet Body: Fabricated of #22 ga stainless steel with #4 satin finish.

Cabinet Door: #18 ga stainless steel, #4 satin finish. Lever opening has been deburred to prevent injury and allow a smooth lever operation,

Back: #22 ga stainless steel, with key holes slots for mounting.

Roll Towel Mechanism: Mechanism is operable with one hand and less than 5 lbs of force without any turning of wrist or tight grasping. Adjustments can be made to dispense three pre-set amount of paper to be dispensed per stroke.

Lock: Pin tumbler, commercial quality lock, keyed like all other AJW cabinets.

Hinge: Full length, heavy duty, stainless steel piano hinge.

Semi-Recessing Flange: #22 gauge stainless steel with 1/4" returns for maximum rigidity. One piece construction without miters or welds along with a #4 satin finish will match rest of cabinet.

Overall Size: 14 1/4"W x 18"H x 10 1/2"D
362mm x 458mm x 267mm

Wall Opening: 12 1/2"W x 16 1/2"H x 3 3/4"D
318mm x 457mm x 95mm

Capacity: One standard size roll of 8" or 9" wide. (Use only non-perforated towels). One stub roll up to 2 3/4" OD

***Recommended 600ft roll for best results.**

INSTALLATION

Provide an area on mounting surface at desired or specified location. Coordinate installation with architect / contractor. Open cabinet door, place unit against wall making sure unit is level and transfer mounting points. Top of cabinet should be no higher than 48" above finished floor to comply with ADA Code. Secure cabinet to wall surface with proper fasteners for each application. Load towels in cabinet per instruction label.

NOTES

Formerly Model #: U169A/199AW-SR



U169AW

Roll Towel Dispenser

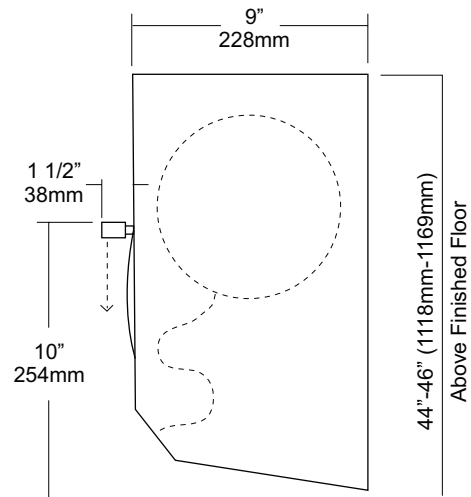
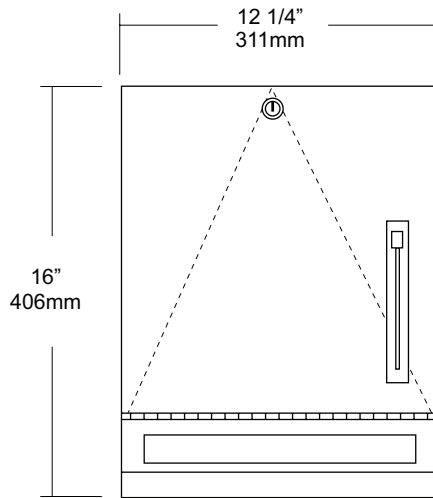
Revision 01/12

JOB #:

ITEM #:

QUANTITY:

MOUNTING	HANDING	TYPE	SIZE	OTHER



SPECIFICATIONS

- Cabinet Body:** Fabricated of #22 ga stainless steel with #4 satin finish.
- Cabinet Door:** Fabricated of #18 ga stainless steel, #4 satin finish. Lever opening has been deburred to prevent injury and allow a smooth lever operation.
- Back:** #22 ga stainless steel, with key holes slots for mounting.
- Roll Towel Mechanism:** Operable with one hand and less than 5 lbs of force without any turning of wrist or tight grasping. Adjustments can be made to dispense three pre-set amount of paper to be dispensed per stroke. Unit is equipped with an automatic stub roll transfer.
- Lock:** Pin tumbler, commercial quality lock, keyed like all other AJW cabinets.
- Hinge:** Full length, heavy duty, stainless steel
- Overall Size:** 12 1/4"W x 16"H x 10 1/2"D
- 311mm x 406mm x 267mm**
- Capacity:** One standard size roll of 8" or 9" wide. (Use only non-perforated towels). One stub roll up to 2 3/4" OD
- *Recommended 600ft roll for best results.**

INSTALLATION

Provide an area on mounting surface at desired or specified location. Coordinate installation with architect / contractor. Open cabinet door, place unit against wall making sure unit is level and transfer mounting points. Top of cabinet should be no higher than 48" above finished floor to comply with ADA Code. Secure cabinet to wall surface with proper fasteners for each application. Load towels in cabinet per instruction label.

NOTES

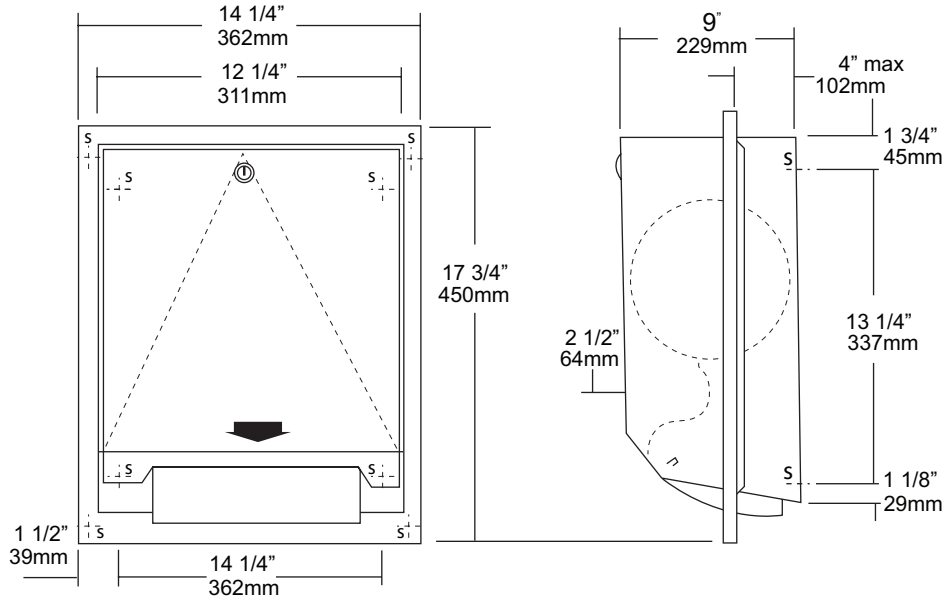
Formerly Model #: U169A/199AW

JOB #:

ITEM #:

QUANTITY:

MOUNTING	HANDING	TYPE	SIZE	OTHER



SPECIFICATIONS

Cabinet Body: Fabricated of #22 ga stainless steel with #4 satin finish.

Cabinet Door: Fabricated of #18 ga stainless steel, #4 satin finish.

Back: #22 ga stainless steel, with key hole slots for mounting.

Roll Towel Mechanism: Internal mechanism is fabricated of high impact plastic operated by an automatic sensor.

Sensor: Operated by four (4) D cell batteries (not included). After batteries and paper have been properly installed, pass hands through sensor range to activate motor. After unit has 30 seconds to calibrate, it is ready to dispense. It takes aprx. 6 dispenses to adjust to the proper paper length. After the sensor range has been interrupted, paper will not be dispensed until sensor range has been cleared to reset.

Semi-Recessing Flange: #22 gauge stainless steel with 1/4" returns for maximum rigidity. One piece construction without miters or welds along with a #4 satin finish will match rest of cabinet. Adjustable flange recessing depth is 3 1/4" - 5".

Overall Size: 14 1/4"W x 17 3/4"H x 9"D
362mm x 450mm x 267mm

Wall Opening: 12 1/2"W x 16 1/2"H x 3 1/4"D-5"D
318mm x 457mm x 95mm

Capacity: One standard size roll of 8" or 9" wide. (Use only non-perforated towels). One stub roll up to 2 3/4" OD

***Recommended 600ft roll for best results.**

INSTALLATION

Provide an area on mounting surface at desired or specified location. Coordinate installation with architect / contractor. Open cabinet door, place unit against wall making sure unit is level and transfer mounting points. Top of cabinet should be no higher than 48" above finished floor to comply with ADA Code. Secure cabinet to wall surface with proper fasteners for each application. Load towels in cabinet per instruction label.

NOTES

Formerly Model #: U169A/199EA-SR



U169EA

Roll Towel Dispenser

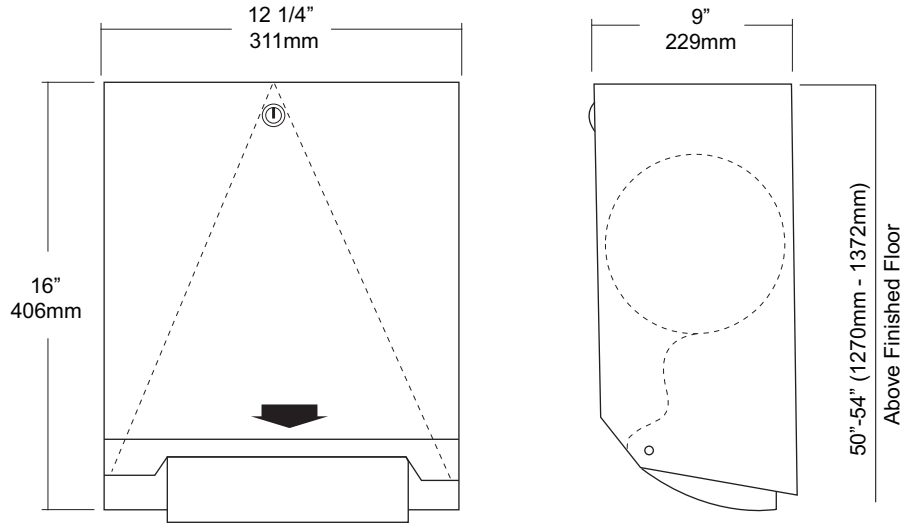
Revision 11/14

JOB #:

ITEM #:

QUANTITY:

MOUNTING	HANDING	TYPE	SIZE	OTHER



SPECIFICATIONS

Cabinet Body: Fabricated of #22 ga stainless steel with #4 satin finish.
Cabinet Door: Fabricated of #18 ga stainless steel, #4 satin finish.
Back: #22 ga stainless steel, with key hole slots for mounting.
Roll Towel Mechanism: Internal mechanism is fabricated of high impact plastic operated by an automatic sensor.
Sensor: Operated by four (4) D cell batteries (not included). After batteries and paper have been properly installed, pass hands through sensor range to activate motor. After unit has 30 seconds to calibrate, it is ready to dispense. It takes aprx. 6 dispenses to adjust to the proper paper length. After the sensor range has been interrupted, paper will not be dispensed until sensor range has been cleared to reset.
Lock: Pin tumbler, commercial quality lock, keyed like all other AJW cabinets.
Overall Size: 12 1/4"W x 16"H x 9"D
311mm x 406mm x 228mm
Capacity: One standard size roll of 8" or 9" wide. (Use only non-perforated towels). One stub roll up to 2 3/4" OD
***Recommended 600ft roll for best results.**

INSTALLATION

Provide an area on mounting surface at desired or specified location. Coordinate installation with architect / contractor. Open cabinet door, place unit against wall making sure unit is level and transfer mounting points. Top of cabinet should be no higher than 48" above finished floor to comply with ADA Code. Secure cabinet to wall surface with proper fasteners for each application. Load towels in cabinet per instruction label.

NOTES

Formerly Model #: U169A/199EA