

date
projectname
attn
from
fax
email
phone

12/19/16
BRISTOL
JASON
ASON



U581

Recessed Sanitary Napkin Disposal

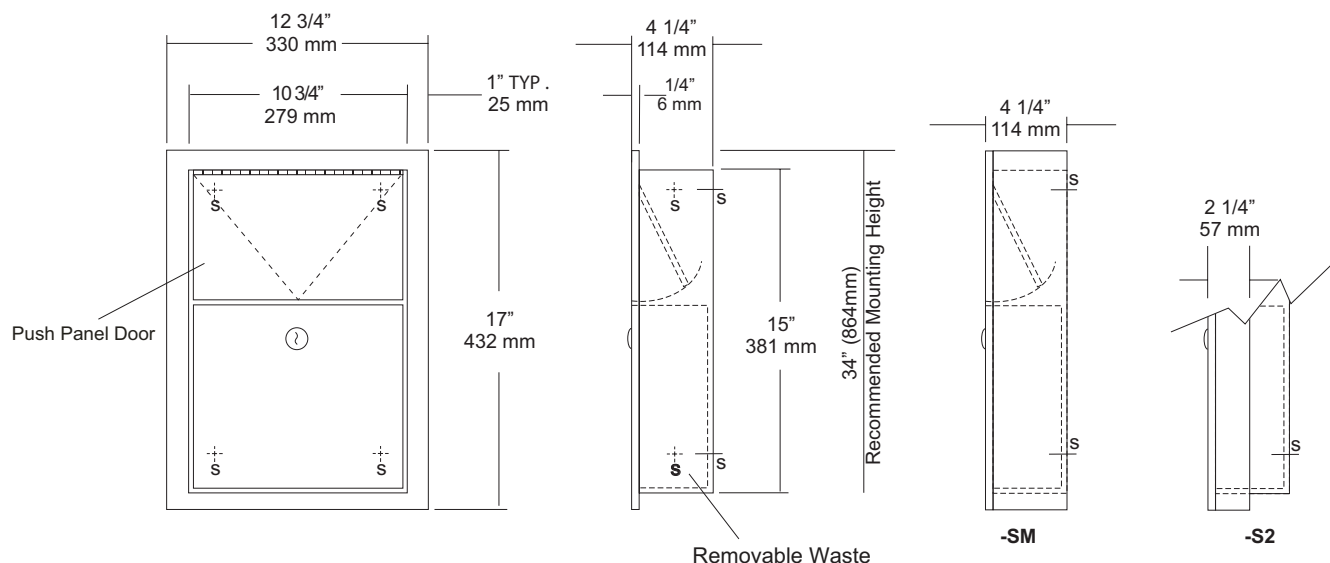
Revision 03/11

JOB #:

ITEM #:

QUANTITY:

MOUNTING	HANDING	TYPE	SIZE	OTHER



SPECIFICATIONS

Body: Fabricated of #22 ga stainless steel, #4 satin finish.

Flange: Fabricated of #22 ga stainless steel #4 satin finish, drawn one piece construction with 1/4\" returns to wall surface. (Without miters or welds)

Push Panel: #22 ga stainless steel self closing push panel door.
*International Graphic Symbols are optional.

Waste: #22 ga stainless steel, removable type waste, secured by pin tumbler lock. Pin tumbler commercial quality locks, keyed like all other AJW cabinets. *(Optional finger grip in lieu of lock)

Hinges: Full length, heavy duty, stainless steel hinge.

Collars: #22 ga stainless steel finished and sized to match cabinet.

Overall Size: 12 3/4\"W x 17\"H x 4 1/4\"D

330mm x 432mm x 108mm

Wall Opening: 11 1/4\"W x 15 1/2\"H x 4\"D

292mm x 394mm x 108mm

Capacity: 1.5 gallons (.2 cu ft)

U581-S2: semi-recessed Disposal

Wall Opening: 11 1/4\"W x 15 1/2\"H x 2\"D

292mm x 394mm x 51mm

NDL-13-50: Waxed disposable liners(50 per Case)

C12174 : Collar will convert recessed to surf mounted.

U581-PW: Same as U581 with plastic removable waste.

INSTALLATION

Coordinate installation with architect or contractor to avoid interference with pipes, vents, etc. Provide a rough wall opening 11 1/2\"W x 15 1/2\"H. Verify depth for either the recessed or semi-recessed model. Remove waste from cabinet and secure in opening with proper fasteners for each application making sure unit is level.

NOTES



U670AW

Roll Towel & Waste Combination Unit

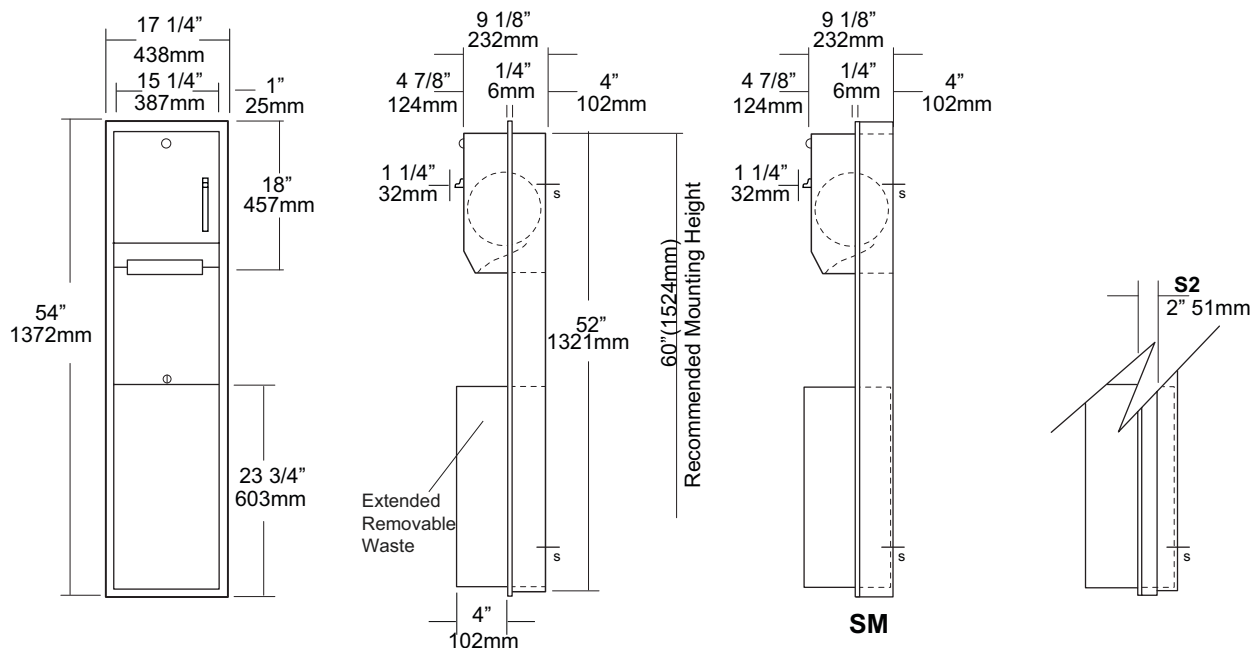
Revision 10/14

JOB #:

ITEM #:

QUANTITY:

MOUNTING	HANDING	TYPE	SIZE	OTHER



SPECIFICATIONS

Body: Fabricated of #22 ga stainless steel with a #4 satin finish.

Flange: Fabricated of #22 ga stainless steel finished to match cabinet with 1/4" returns. (No miters or welds)

Cabinet Back: Fabricated of stainless steel formed for rigidity with multiple welds to cabinet body.

Towel Dispenser: Cabinet is fabricated of stainless steel with a #4 satin finish with #18 ga door, keyed like all other cabinets with full length stainless steel hinge. Roll towel mechanism is fabricated of 20 ga. steel formed for rigidity. Unit will accommodate one 8" or 9" wide roll with a maximum outside diameter of 7 7/8". Towels can be dispensed in three adjustable settings. Lever may be operated with one hand and less than 5 lbs of force to adhere to ADA guidelines.

Removable Waste: #22 ga stainless steel #4 satin finish with all leading edges to have a radius. Unit is secured in place by a bottom bracket guide and top lock.

Collars: Fabricated of #22 ga stainless steel, finished to match cabinet when full recessing is not possible.

Overall Size: 17 1/4"W x 54"H x 9 1/8"D
438mm x 1372mm x 232mm

Wall Opening: 15 3/4"W x 52 1/2"H x 4"D
400mm x 1334mm x 102mm

U670AW-S2: Semi-recessed. with 2" collar, 4" wall opening 102mm

U670AW-SM: Full surface mounted collar

Towel Capacity: One standard size roll of 8" or 9" wide. (Use only non-perforated towels). One stub roll up to 2 3/4" OD

***Recommended 600ft roll for best results**

Waste Capacity: 12 gallons (1.6 cu ft)

Options:

-VL1: Reusable vinyl liner

INSTALLATION

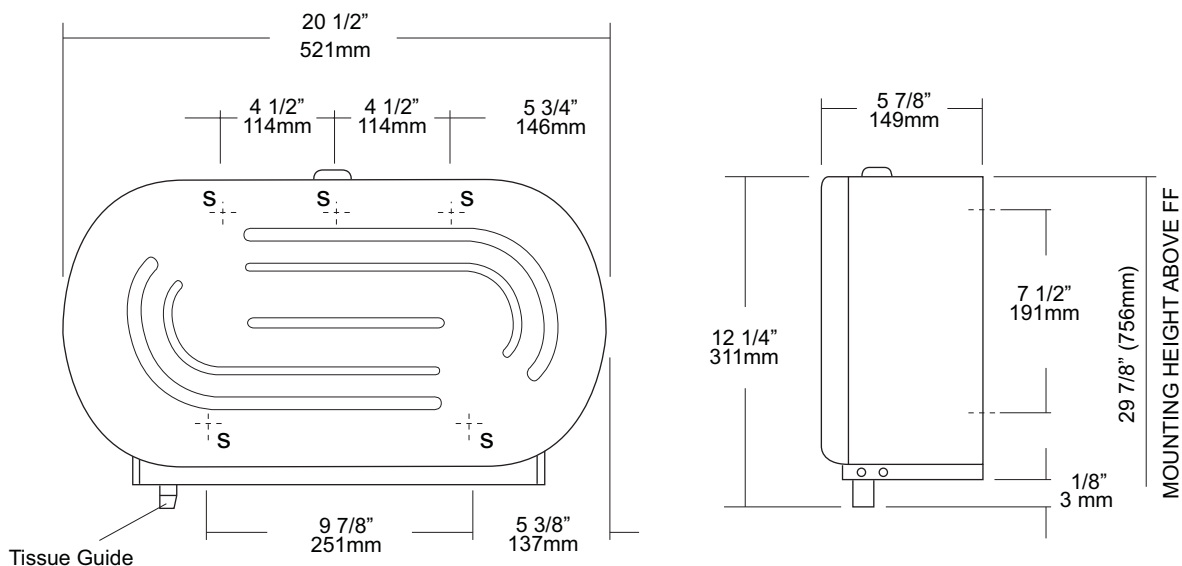
Coordinate installation with architect and contractor to avoid interference with pipes, vents, etc. Provide a rough wall opening 15 3/4"W x 52 1/2"H. If collar is required, slide collar over the back before installing into wall. Remove waste from cabinet and mount unit plumb and true in opening with proper fasteners per application. Secure waste in cabinet. Load towels and test for proper operation.

When cleaning cabinet use a non abrasive non-chloric solution and wiped off with the grain of the cabinet.

NOTES

Formerly Model #: U650AW

MOUNTING	HANDING	TYPE	SIZE	OTHER



SPECIFICATIONS

Body: Fabricated of #20 ga stainless steel with a #4 satin finish with a smooth radius silhouette,

Cabinet Door: Drawn one piece construction, fabricated of #18 gauge stainless steel finished and grain to match cabinet body, Door is secured to body by means of oversized heavy duty rivets,

Tissue Guide: Spring loaded ABS guide,

Spindles: Unit will hold two 9" diameter rolls with a core diameter of 1 3/8" - 3 1/4" (Non-control delivery) by removing the outer spindle,

Locks: Commercial quality, pin tumbler lock.

Overall Size: 20 1/2"W x 12 1/4"H x 5 7/8"D

521mm x 311mm x 149mm

Capacity: Two 9" OD (229mm) jumbo tissue rolls

INSTALLATION

Provide an area on wall at desired or specified location. Unlock cabinet and place unit on wall making sure cabinet is level. Transfer mounting points to surface and drill pilot holes. Secure unit with proper fasteners per application. Load toilet tissue on spindles and close cabinet.

Toilet Paper Dispensers: All dispensers that are to meet ADA code cannot have any type of controlled delivery. (4.16)

NOTES