

date
projectname
attn
from
fax
email
phone

2/14/17
Copper Ridge Cafe
Scott Baird
Eva Freund

eva@islandsupplyinc.com
732 363 1392 ext 103



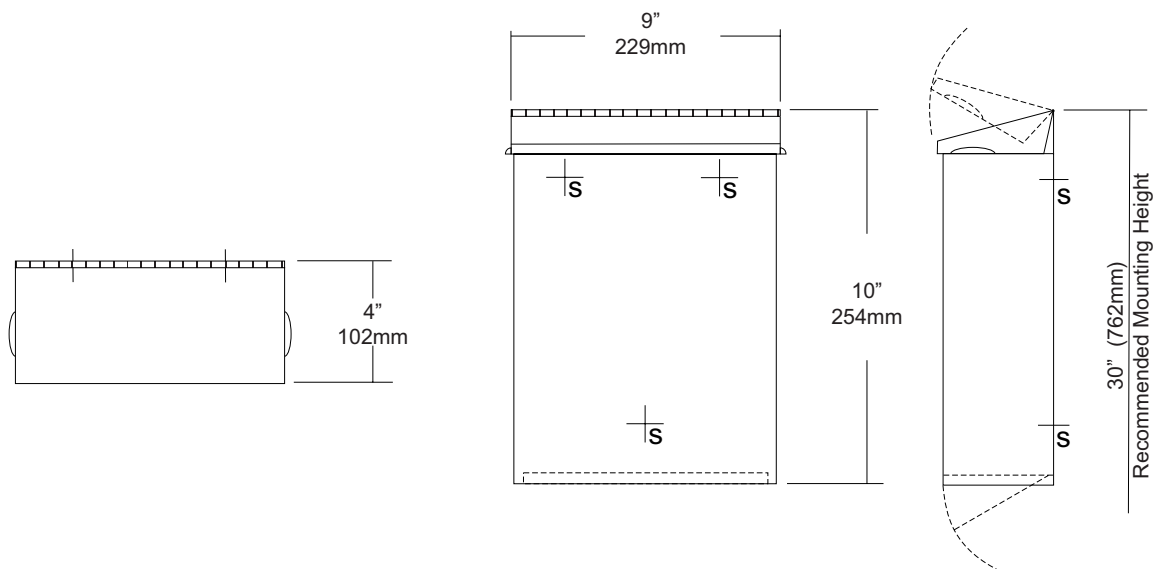
U590 Sanitary Napkin Disposal with Access Panel Revision 10/11

JOB #:

ITEM #:

QUANTITY:

MOUNTING	HANDING	TYPE	SIZE	OTHER



SPECIFICATIONS

Cabinet Body: Fabricated of #22 ga stainless steel with #4 satin finish. Seamless construction with radius and hemmed edges.

Cabinet Back: Fabricated of Stainless steel welded to cabinet body with key hole mounting points.

Cover: Fabricated of #22 ga stainless steel #4 satin finish with embossed handles on each side and sloped top.

Bottom Panel: #22 ga hinged and locked for removal of contents.

Hinges: Heavy duty, full length, stainless steel piano type hinges.

Lock: Commercial quality keyed like all other AJW cabinets.

Overall Size: 9"W x 10"H x 4"D
229mm x 254mm x 102mm

Capacity: 1.6 gallons (.2 cu ft)

NDL-13-50: Waxed disposable liners. (50 per Case)

INSTALLATION

Provide an area at desired or specified location. Place unit on surface and transfer mounting points. Drill pilot holes and secure with proper fasteners. Install waxed liner.

NOTES

U640

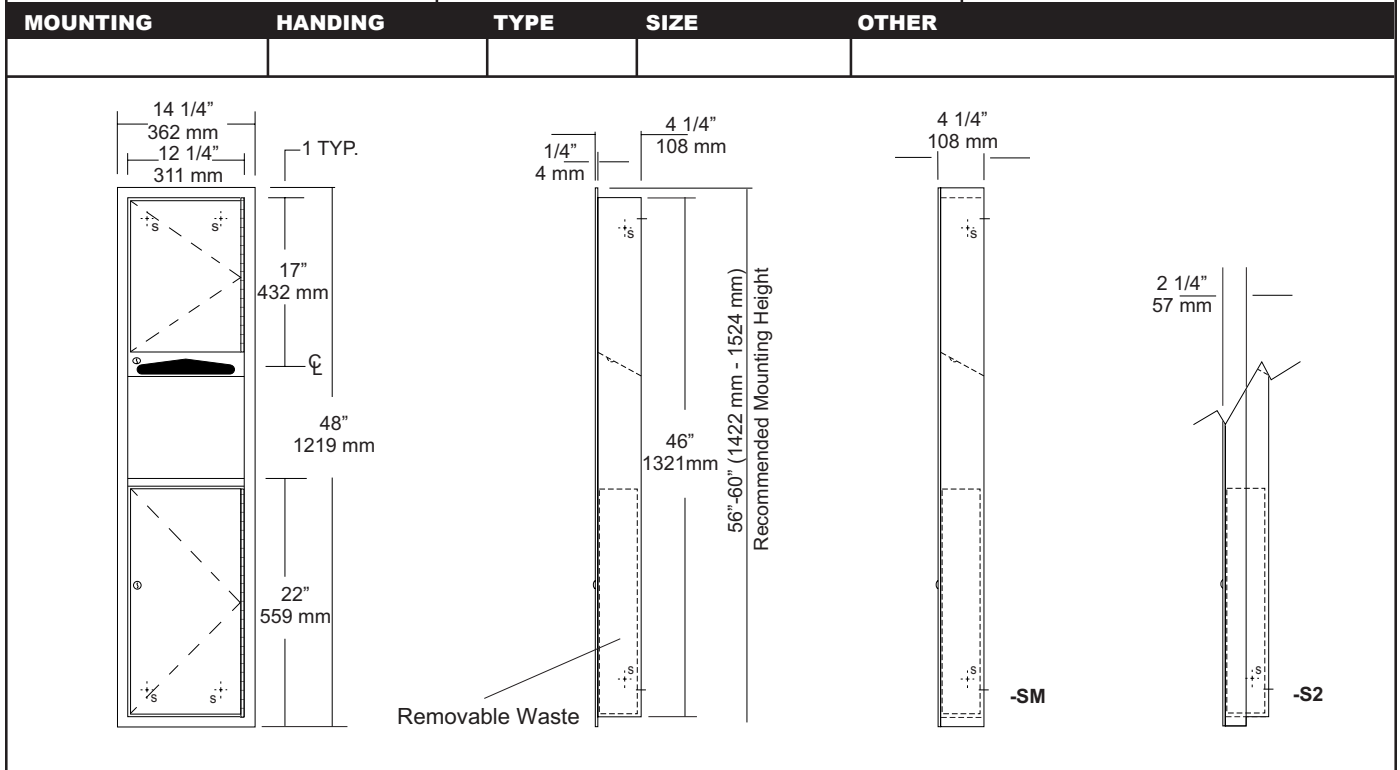
Folded Towel & Waste Combination Unit

Revision 03/11

JOB #:

ITEM #:

QUANTITY:



SPECIFICATIONS

Body: Fabricated of #22 ga stainless steel with a #4 satin finish.

Flange: Fabricated of #22 ga stainless steel with #4 satin finish and 1/4" returns to wall, no miters or welds.

Cabinet Back: Fabricated of stainless steel formed for rigidity with multiple welds to cabinet body.

Cabinet Door: Fabricated of #22 ga stainless steel with #4 satin finish with full length door stop to prevent vandalism

Towel Dispenser: Dispensing area has hemmed edges to prevent injury and towel tearing.

Removable Waste: Stainless steel removable waste, with heavy duty handle for easy removal.

Hinges: Heavy duty, full length, stainless steel piano type hinge.

Lock: Pin tumbler commercial quality keyed like all other AJW cabinets.

Collars: Fabricated of #22 ga #4 satin finish stainless steel finished to match cabinet body.

Overall Size: 14 1/4"W x 48"H x 4 1/4"D
362mm x 1219mm x 108mm

Wall Opening: 12 3/4"W x 46 1/2"H x 4"D
324mm x 1181mm x 102mm

U640-S2: semi-recessed with 2" collar. (2" wall opening 51mm)

U640-SM: Surface mounted with full skirt.

Towel Capacity: 600 c-fold or 800 multifold

Waste Capacity: 3 gallons (.40 cu ft)

INSTALLATION

Coordinate installation with contractor and architect to avoid interference with pipes vents etc. Provide a rough wall opening 12 3/4"W x 46 1/2"H. Wall opening depth will depend on style mounting. If a collar is required, slip over back of unit. Remove waste & install unit in opening. Make sure cabinet will sit flush in wall and secure with proper fasteners per application. Install waste back into cabinet and load paper towels.

When cleaning cabinet, use a soft cloth, a non-abrasive or chloric solutions.

NOTES



U840

Toilet Tissue Dispenser

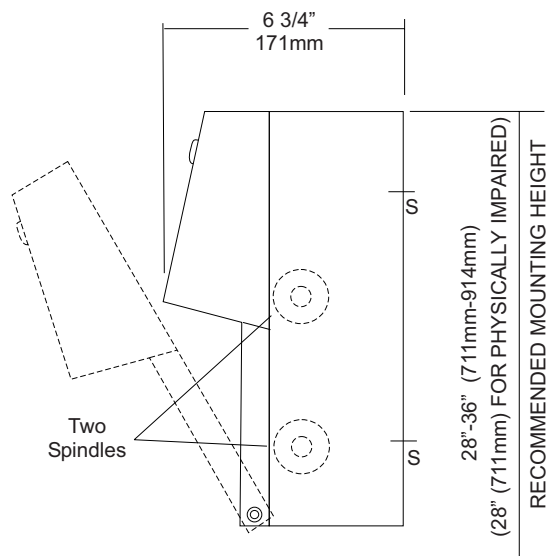
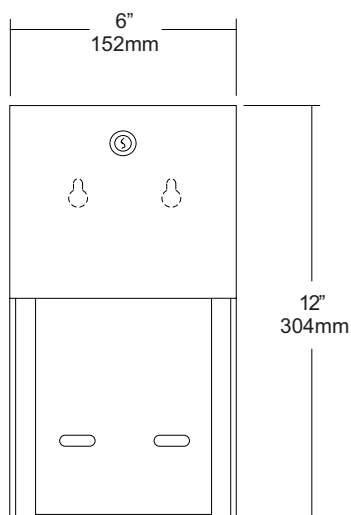
Revision 03/11

JOB #:

ITEM #:

QUANTITY:

MOUNTING	HANDING	TYPE	SIZE	OTHER



SPECIFICATIONS

Body: Fabricated of #22 ga stainless steel with #4 satin finish. Concealed inner dispensing mechanism is #18 ga stainless steel.

Back: Fabricated of #18 ga stainless steel with multiple welds to cabinet body forming a one piece construction.

Hood: Fabricated of #18 ga stainless steel finished to match cabinet body. Hood is secured with stainless steel hinge rivets to cabinet body. Top roll of tissue will not drop down unless the bottom roll has been depleted. When unit is closed, this will provide a theft resistant, non-control operation and reduce vandalism.

Locks: Pin tumbler, commercial quality locks keyed like all other AJW cabinets.

Spindles: (U005) Fabricated of one-piece molded high impact black ABS material.

Overall Size: 6"W x 12"H x 6 3/4"D

152mm x 305mm x 171mm

Capacity: Two standard rolls with a 5 1/4" (133mm) OD..

INSTALLATION

Provide an area on mounting surface at desired or specified location. Open cabinet, remove spindles and hold unit to wall at desired location. Transfer mounting points and drill pilot holes. Secure unit with proper fasteners per each application. Load toilet tissue on rollers, place in concealed track and close hood. Raise lower roll against upper and take hand away. Lower roll should fall into place with upper roll remaining up above the hood line. If loaded properly, top roll will not fall for use until bottom roll has been depleted. When servicing dispenser, full rolls must be used on both spindles to insure proper operation.

All toilet tissue dispensers that meet ADA code cannot have any type of control delivery. (4.16)

NOTES

Formerly Model #: U840A



U850 Seat Cover Dispenser

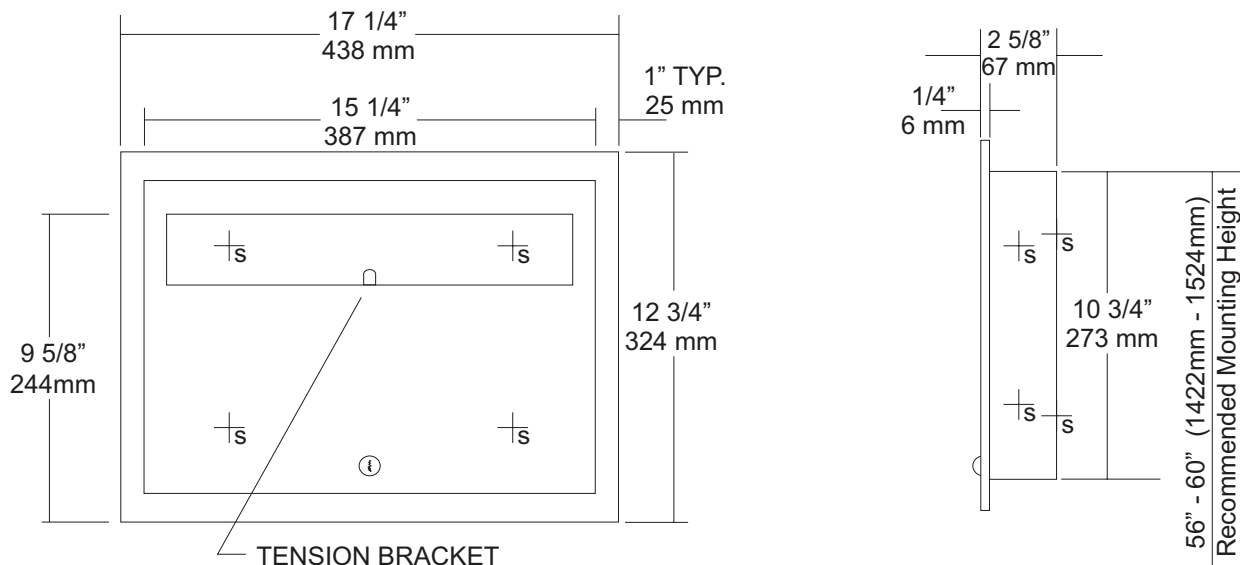
Revision 03/11

JOB #:

ITEM #:

QUANTITY:

MOUNTING	HANDING	TYPE	SIZE	OTHER



SPECIFICATIONS

Body: Fabricated of #22 gauge stainless steel with a #4 satin finish on all exposed surfaces.

Flange: #22 gauge stainless steel with 1/4" returns to wall without any miters.

Door: Fabricated of #22 gauge stainless steel with a #4 satin finish.

Locks: Pin tumbler, commercial quality locks keyed like all other AJW cabinets.

Overall Size: 17 1/4"W x 12 3/4"H x 2 5/8"D

438mm x 324mm x 68mm

Wall Opening: 15 3/4"W x 11 1/4"H x 2 3/8"D

400mm x 286mm x 60mm

U850-SM: Surface mounted unit

Capacity: 500 seat covers

INSTALLATION

Provide required wall opening at desired or specified location with coordination with architect or contractor to avoid interference with pipes, vents, etc. Unlock cabinet and place unit in opening. Secure to rough framing with proper fasteners per each application. Fill dispenser with product and secure cabinet door.

NOTES



UG3-A Grab Bars

Revised 03/11

JOB #:

ITEM #:

QUANTITY:

MOUNTING	HANDING	TYPE	SIZE	OTHER



SPECIFICATIONS & INSTALLATION

Tubing: Fabricated of #18 ga stainless steel with a #4 satin finish. Available in 1 1/2" outside diameter. All bends are formed by an automatic mandrel bending process. All bars maintain a constant 1 1/2" offset.

Finish: Standard finish is a #4 satin finish. For a non-slip finish (peened) add suffix X to model number. (Ex. UG3X-A)

Flanges: Snap flanges are fabricated of 3" diameter, 3/8" deep drawn #22 ga stainless steel with #4 satin finish to match tubing. Flanges have dimples that secure over mounting plate.

Strength: Bars with a 1 1/2" offset clearance will support loads in excess of 900lbs when properly installed. Bars with greater offsets will support loads up to 250lbs when properly installed.

Installation: Before installing grab bars, verify with all state and local codes for requirements on bar diameter and type finish. Recommended mounting heights for grab bars are 33" - 36" centerline above finished floor. All mounting of grab bars when possible should have in wall mounting back plates. Find centerline mounting points and place bar on line making sure to be on center. Transfer mounting points (3 per flange) to wall. Drill pilot holes and secure bar with proper anchors per application. Snap cover over mounting plate.

Standard Lengths (Other sizes available upon request): 12", 16", 18", 24", 30", 32", 36", 42", 48", 50", 52", 54", 56"

NOTES

FLANGE INFORMATION

