

date  
projectname  
attn  
from  
fax  
email  
phone

k  
jnkj  
nkj  
nkj  
nkj  
bas@crizit.com  
nkj

# WASHROOM ACCESSORIES



**AJW**  
■■■■■■■■■■  
Architectural Products™



## ▀ Culture • Focus • Results™

At AJW, our culture is our company. With that in mind, we focus on the mechanics that support a high-performance team. Transparency, communication, discipline, and focus are cornerstones of our operational behavior.



# TABLE OF CONTENTS

Hand Dryers . . . . .	3	Mirrors & Shelves . . . . .	33
Soap Dispensers . . . . .	5	Toilet Tissue Dispensers . . . . .	39
Towel Dispensers . . . . .	11	Grab Bars . . . . .	45
Towel & Waste Combinations . . . . .	17	Healthcare Accessories . . . . .	49
Waste Receptacles . . . . .	25	Hospitality Accessories . . . . .	57
Feminine Hygiene . . . . .	27	Janitorial Accessories . . . . .	71
Restroom Stall Accessories . . . . .	29	Security Accessories . . . . .	77





## ■ American Manufacturing

With manufacturing facilities in New York and Texas, AJW can respond with agility and precision to even the most complex initiatives. From high-style custom projects to a demanding scope of work, AJW has the team, infrastructure and experience to deliver results you can be confident in.

## ■ Intelligent Sourcing

At AJW, we build partnerships that last. Many of our legacy partners have complemented our manufacturing capabilities for nearly 50 years. Consequently, we continue to leverage the depth, breadth, and strength of our supply chain to drive results and expand our distribution network globally.

## ■ Better Results

High performance results are our priority. American manufacturing and intelligent sourcing allow us to leverage our in-house capabilities and our proven network of partners so that we are able to respond when it counts.



# Focused on Service<sup>SM</sup>

## ► We Are AJW

For nearly 50 years, we have Focused on Service<sup>SM</sup>. As a result, our infrastructure is customer driven. We listen so that we understand your goals and objectives. We tailor our efforts and direct our action to be in concert with your needs. We measure our success by the health of our partnerships. American manufacturing, precise supply chain management and a focused culture are the fuel for better results. We are AJW.



**AJW**  
Architectural Products<sup>TM</sup>

509 Temple Hill Road

# HAND DRYERS

- ▶ AJW dryers are highly energy efficient, powerful, and reliable. AJW dryers can be semi-recessed to adhere to Federal ADA guidelines.

## ▶ MOUNTING GUIDE

Dryers should be mounted at various heights per application. Refer to the chart below for recommended mounting heights.

MOUNTING	HANDS	HAIR
Men	46" (1168mm)	73" (1854mm)
Women	44" (1118mm)	68" (1727mm)
ADA	38" (965mm)	46" (1168mm)
Children 6-10	34" (864mm)	43" (1092mm)
Children 11-14	42" (1067mm)	56" (1422mm)

## ▶ WARRANTY INFO

AJW dryers come with a five (5) year warranty to original purchasers against defective materials and workmanship (two (2) year warranty for U1511EA series dryer). All units must be installed by a licenced electrician to qualify.



*All dryers are UL listed.*



### ▶ U1511EA Series

#### Low Profile Hands-Free Dryer

Low profile, ADA compliant hand dryer with automatic operation.

- **Overall Size:** 13"W x 10"H x 4"D (330mm x 254mm x 101mm)
- **Universal Voltage:** 110V - 240V (variable)
- **U1511EA-SF (Not Pictured):** Same construction as U1511EA with a satin finish cover



### ▶ U1512EA Series

#### High Speed Hands-Free Dryer

High speed, energy efficient hand dryer with automatic operation.

- **Overall Size:** 8 5/64"W x 11 19/64"H x 7 6/64"D (205mm x 287mm x 180mm)
- **Air Output Volume:** 68 CFM (87-116 m3/h)
- **Voltage:** 120 Volts: U1512EA-120V / 230 Volts: U1512EA-230V
- **U1512EA-SF (Not Pictured):** Same construction as U1512EA with a satin finish cover
- **Semi-Recessed Kit (Not Pictured):** To order kit separately, use model number U012

# HAND DRYERS

---



## U1525EA Series

### Hands-Free Dryer with White Cover

Automatic hand dryer with a white enamel cover.

- **Overall Size:** 12 7/8"W x 8 3/4"H x 6 5/8"D (327mm x 222mm x 168mm)
- **Voltage:** 120 Volts: U1525EA-120V / 230 Volts: U1525EA-230V
- **Semi-Recessed Kit (Not Pictured):** To order kit separately, use model number U025 (*Unit extends 4" from wall surface*)



## U1521EA Series

### Hands-Free Dryer with Stainless Steel Cover

Automatic hand dryer with a stainless steel cover.

- **Overall Size:** 12 5/16"W x 8 1/2"H x 7"D (313mm x 216mm x 178mm)
- **Voltage:** 120 Volts: U1521EA-120V  
230 Volts: U1521EA-230V
- **Semi-Recessing Kit (Not Pictured):** To order kit separately, use model number U021 (*Unit extends 3 3/4" from wall surface*)



# SOAP DISPENSERS

➤ AJW soap dispensers come in a variety of designs, soap capacities and finishes. To adhere to ADA guidelines, designated manual soap dispensers can be operated with one hand and less than 5 lbs of force or less. We also offer hands-free, battery operated automatic dispensers.

## ➤ REPLACEMENT VALVES

We offer replacement valves for our soap dispensers. Refer to the chart below.

VALVE	SOAP DISPENSER
U001U-TAP	U1304, U1314
U001-P25	U120, U122, U124, U126, U125

## ➤ CARE & CLEANING

All soap tanks, valves, and globes must be cleaned periodically to avoid sludge and soap build up. This is important since the majority of operational issues for soap dispensers are due to improper maintenance and lack of cleaning. While cleaning, do not remove or take valves apart as this creates problems with the seals and may cause a bypass leak.

Flush valves with warm water. If the water does flow through the valve after cleaning, repeat the procedure.

Make sure you are using the correct soap in your dispensers. The proper viscosity is imperative for trouble free operations.



### ➤ U103

#### Single Cartridge Plastic Soap Dispenser

Plastic, liquid soap dispenser with single soap cartridge capacities.

- **Overall Size:** 6 1/8"W x 10 3/8"H x 4 7/8"D (156mm x 264mm x 124mm)
- **Capacity:** One 500ml or 1,000ml bag-in-a-box
- **U104 (Not Pictured):** Two 500ml bag-in-a box
- **U105 (Not Pictured):** Same as U104 with, stainless steel cover in lieu of plastic
- *Soap cartridges not included*

# SOAP DISPENSERS



## U106

### Foot Operated Soap Dispenser

Foot operated soap dispenser for hospital scrub rooms and other sterile environments.

- **Overall Size:** 4 1/2"W x 9 1/4"H (7" spout)  
(114mm x 235mm)
- **Capacity:** 32 fl. oz.



## U109

### Chrome Bulb Pump Soap Dispenser

Wall mounted soap dispenser. Plastic globe displays constant soap level.

- **Overall Size:** 4"W x 7"H x 5 1/4"D  
(102mm x 178mm x 133mm)
- **Capacity:** 16 fl. oz.



## U115

### Stainless Steel Powder Soap Dispenser

Powder soap dispenser fabricated of stainless steel with a satin finish.

- **Overall Size:** 4 1/2"W x 7 1/8"H x 4 5/8"D  
(114mm x 181mm x 119mm)
- **Capacity:** 32 oz.



## U116

### Plastic Wall Mounted Pump Soap Dispenser

Wall mounted soap dispenser with a clear plastic globe to monitor remaining soap level.

- **Overall Size:** 3 3/8"W x 6 3/4"H x 5 1/8"D  
(86mm x 171mm x 130mm)
- **Capacity:** 16 fl. oz.



## U117

### Chrome Bulb Pump Soap Dispenser

Liquid soap dispenser in polished, chrome plated brass housing.

- **Overall Size:** 3 3/16"W x 6 1/2"H x 6 1/8"D  
(81mm x 165mm x 156mm)
- **Capacity:** 12 fl. oz.

# SOAP DISPENSERS

---



## U120

### Shelf & Soap Dispenser Combination Unit

Stainless steel soap dispenser and utility shelf combination unit.

- **Overall Size:** 20"W x 3 1/4"H x 5"D (508mm x 82mm x 127mm)
- **Capacity:** 128 fl. oz.
- **U122 (Not Pictured):** Same as U120, with dual valves in lieu of a single valve

---

## U124

### Horizontal Wall Mounted Liquid Soap Dispenser

Horizontal, stainless steel, wall mounted, liquid soap dispenser with a fluid level indicator.

- **Overall Size:** 8 1/4"W x 4 3/4"H x 3 3/4"D (210mm x 121mm x 96mm)
- **Capacity:** 40 fl. oz.



## U125

### Square Wall Mounted Liquid Soap Dispenser

Square, stainless steel, wall mounted, liquid soap dispenser with a fluid level indicator.

- **Overall Size:** 7 3/8"W x 6 5/8"H x 3 3/4"D (188mm x 170mm x 96mm)
- **Capacity:** 45 fl. oz.



# SOAP DISPENSERS

---



## U126

### Vertical Wall Mounted Liquid Soap Dispenser

Vertical, stainless steel, wall mounted, liquid soap dispenser with fluid level indicator.

- **Overall Size:** 4 3/4"W x 8 1/4"H x 3 3/4"D (121mm x 210mm x 96mm)
- **Capacity:** 40 fl. oz.
- **U127 (Not Pictured):** Push-up valve in lieu of standard front-mounted valve
- **U112 (Not Pictured):** Formed steel powder soap dispenser
  - **Overall Size:** 4 13/16"W x 8 1/8"H x 3 11/16"D (122mm x 206mm x 94mm)
  - **Capacity:** 32 oz. powder soap

## U136EA

### Vanity Mounted Hands-Free Soap Dispenser

Automatic, vanity mounted soap dispenser with a bright chrome finish.

- **Overall Size:** 5 1/2"D x 4 1/4"H (140mm x 108mm)
- **Capacity:** 1600 ml bottle (54 fl. oz.)
- *One starter bottle included (non-refillable)*



## U144

### Plastic Tank Wall Mounted Soap Dispenser

High impact plastic all purpose soap dispenser with a translucent body. Will accommodate liquid soap, foam soap, and hand sanitizer.

- **Overall Size:** 5 1/2"W x 8 1/2"H x 4 1/2"D (140mm x 216mm x 114mm)
- **Capacity:** 46 fl. oz.

# SOAP DISPENSERS

---



## U128PC

### Vanity Mounted Liquid Soap Dispenser

Vanity mounted soap dispenser with a polished 4" stainless steel spout.

- **Overall Size:** 2 1/2" (156mm) above vanity
- **Capacity:** 34 fl. oz.
- **U128PCA (Not Pictured):** Same as U128PC with a 6" spout
- **U129PC (Not Pictured):** Same as U128PC with 16. fl. oz.
- **U129PCA (Not Pictured):** Same as U129PC with a 6" spout

## U1304

### Recessed Uni-Door™ Liquid Soap Dispenser

Recessed, Uni-Door™ stainless steel soap dispenser with tamper resistant valve and Lexon tank.

- **Overall Size:** 10"W x 6"H x 4 1/4"D (253mm x 152mm x 108mm)
- **Wall Opening:** 9 1/8"W x 5 1/16"H x 4"D (232mm x 129mm x 102mm)
- **Capacity:** 56 fl. oz.
- **U1314 (Not Pictured):** 7 1/4"W x 7 1/4"H x 3 3/4"D with 34 fl. oz. soap capacity



## U133

### Uni-body Liquid Soap Dispenser

Surface mounted stainless steel soap dispenser with tamper resistant valve and Lexon tank.

- **Overall Size:** 8 3/4"W x 6 3/4"H x 6 3/8"D (222mm x 171mm x 161mm)
- **Capacity:** 56 fl. oz.



# SOAP DISPENSERS

---



## U135EA

### Hands-Free Soap Dispenser

Battery operated soap dispenser with a fluid level indicator and stainless steel cover.

- **Overall Size:** 4 3/4"W x 10 5/8"H x 4 1/8"D (121mm x 271mm x 105mm)
- **Capacity:** 27 fl. oz. (800ml)
- *Batteries not supplied*

## U134EA

### Hands-Free Soap Dispenser

Battery operated soap dispenser in a white high impact plastic casing.

- **Overall Size:** 4 3/8"W x 10 3/8"H x 4 1/4"D (111mm x 264mm x 108mm)
- **Capacity:** 40 fl. oz. (1000ml)
- *Batteries not supplied*



## U156

### Push-up Valve Soap Dispenser

Wall mounted soap dispenser with a translucent globe to check soap level.

- **Overall Size:** 4"W x 9 7/8"H x 4 1/8"D (102mm x 251mm x 105mm)
- **Capacity:** 32 fl. oz.
- **U155 (Not Pictured):** Same as U156 with, 24 fl. oz. capacity
  - **Overall Size:** 4"W x 7 5/8"H x 4 1/8"D (102mm x 194mm x 105mm)

# TOWEL DISPENSERS

➤ AJW offers a wide variety of towel dispensing units which adhere to ADA guidelines for mounting and operation. All dispensing areas are hemmed and debarred to prevent towel tearing and injury.

## ➤ AVAILABLE COLLARS

OVERALL UNIT DEPTH	COLLARS AVAILABLE
2"	-SM
4"	-S2, -SM
6"	-S2, -S4, -SM
10"	-S2, -S4, -S6, -S8, -SM

## ➤ COLLARS

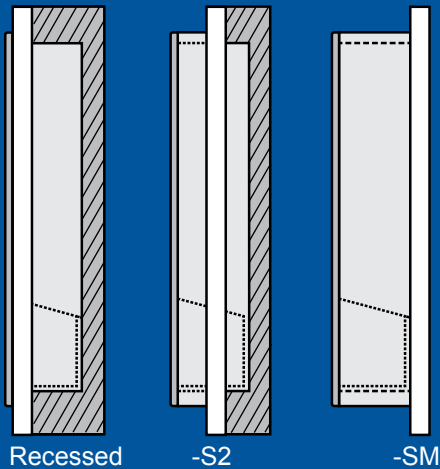
Collars are available whenever walls do not permit full recessing.

SUFFIX	DESCRIPTION
-S2	2" semi-recessing collar suitable when full recessing is not possible
-S4	4" semi-recessing collar suitable when full recessing is not possible
-S6	6" semi recessing collar suitable when full recessing is not possible
-SM	Surface mounted collar when recessing is not possible

## ➤ EXAMPLE

For a unit whose overall depth is 4", an S2 collar leaves 2" of the unit exposed and the remainder (2" in this case) recessed into the wall.

Finished Wall (Side View)



# TOWEL DISPENSERS



## U169AW

### Lever Operated Roll Towel Dispenser

Lever operated roll towel dispenser in a stainless steel cabinet.

- **Overall Size:** 12 1/4"W x 16"H x 10 1/2"D (lever) (311mm x 406mm x 267mm)
- **Capacity:** One 8" or 9" wide roll
- **U169AW-SR (Not Pictured):** Same as U169AW, with semi-recessing flange



## U169EA

### Automatic Roll Towel Dispenser

Battery operated automatic roll towel dispenser in a stainless steel cabinet.

- **Overall Size:** 12 1/4"W x 16"H x 9"D (311mm x 406mm x 228mm)
- **Capacity:** One 8" or 9" wide roll
- *Batteries not supplied*
- **U169EA-SR (Not Pictured):** Same as U169EA, with semi-recessing flange



## U169FL

### Lever Operated Roll Towel Dispenser

Full width lever operated roll towel dispenser in a stainless steel cabinet.

- **Overall Size:** 12 1/4"W x 16"H x 9"D (311mm x 406mm x 228mm)
- **Capacity:** One 8" or 9" wide roll
- **U169FL-SR (Not Pictured):** Same as U169FL, with semi-recessing flange




## U169HF

### Hands-Free Roll Towel Dispenser

Roll towel dispenser with pull mechanism in a stainless steel cabinet.

- **Overall Size:** 12 1/4"W x 16"H x 9"D (311mm x 406mm x 228mm)
- **Capacity:** One 8" or 9" wide roll
- **U169HF-SR (Not Pictured):** Same as U169HF, with semi-recessing flange



## U176

### Vanity Mounted Towel Dispenser

A vanity mounted, recessed folded towel dispenser.

- **Overall Size:** 6"W x 12 3/4"L x 11 3/8" D (152mm x 323mm x 289mm)
- **Capacity:** 300 C-Fold or 400 Multifold towels
- *Minimum clearance required under counter top is 11 1/8"*

# TOWEL DISPENSERS



## U180

### Stainless Steel Towel Dispenser

Wall mounted folded towel dispenser with uni-body design.

- **Overall Size:** 11"W x 14 1/2"H x 4"D (279mm x 368mm x 102mm)
- **Capacity:** 400 C-Fold or 525 Multifold towels
- **U180-TK (Not Pictured):** Same as U180 with twist lock in lieu of keyed lock
- **U181 (Not Pictured):** Same as U180 with a white enamel cover in lieu of stainless steel
  - **Overall Size:** 11 1/8"W x 12 7/8"H x 3 3/4"D (282mm x 327mm x 95mm)



## U180A

### Stainless Steel Folded Towel Dispenser

Wall mounted folded towel dispenser with uni-body design.

- **Overall Size:** 11"W x 8"H x 4"D (279mm x 203mm x 102mm)
- **Capacity:** 200 C-Fold or 325 Multifold towels
- **U180A-TK (Not Pictured):** Same as U180A with twist lock in lieu of keyed lock



## U190

### Stainless Steel Single Folded Towel Dispenser

Stainless steel wall mounted, single fold towel dispenser.

- **Overall Size:** 11 1/2"W x 7 1/2"H x 6"D (292mm x 191mm x 152mm)
- **Capacity:** 400 single fold towels
- **U190-TK:** Same as U190 with twist lock in lieu of keyed lock



## U194

### Roll Towel Dispenser

Satin aluminum roll towel dispenser for household style rolls.

- **Overall Size:** 13"W x 1 3/4"H x 4 5/16"D (330mm x 44mm x 110mm)
- **Capacity:** One standard paper towel roll

# TOWEL DISPENSERS

---



## U199AW

### Plastic Body Roll Towel Dispenser

Lever operated roll towel dispenser with high impact white plastic cover.

- **Overall Size:** 12"W x 15"H x 10 1/2"D  
(305mm x 381mm x 267mm)
- **Capacity:** One 8" or 9" wide roll

## U199EA

### Plastic Body Roll Towel Dispenser

Battery operated automatic roll towel dispenser with plastic cover.

- **Overall Size:** 11 1/4 W" x 15"H x 9 1/4"D  
(286mm x 381mm x 235mm)
- **Capacity:** One 8" or 9" wide roll
- *Batteries not supplied*



## U199HF

### Plastic Body Roll Towel Dispenser

Hands-free towel dispenser with a high impact plastic cover.

- **Overall Size:** 10 1/2"W x 15 3/4"H x 8 5/8"D  
(268mm x 400mm x 219mm)
- **Capacity:** One 8" or 9" wide roll





# TOWEL DISPENSERS

---



## U210

### Recessed Folded Towel & Soap Dispenser Combination

Combination towel and soap dispenser with mirror door.

- **Overall Size:** 17 1/4"W x 30"H x 4 1/4"D (438mm x 762mm x 108mm)
- **Wall Opening:** 15 3/4"W x 28 1/2"H x 4"D (400mm x 648mm x 102mm)
- **Towel Capacity:** 600 C-Fold or 800 Multifold towels
- **Soap Capacity:** 100 fl. oz.
- *See page 25 for collar options*

## U230

### Recessed Folded Towel Dispenser

Recessed folded towel dispenser.

- **Overall Size:** 14 1/4"W x 26"H x 4 1/4"D (362mm x 660mm x 108mm)
- **Wall Opening:** 12 3/4"W x 24 1/2"H x 4"D (324mm x 622mm x 102mm)
- **Capacity:** 600 C-Fold or 800 Multifold towels
- *See page 25 for collar options*



## U232

### Recessed Folded Towel Dispenser

Recessed folded towel dispenser.

- **Overall Size:** 14 1/4"W x 18"W x 4 1/4"D (362mm x 457mm x 108mm)
- **Wall Opening:** 12 3/4"W x 16 1/2"H x 4"D (324mm x 419mm x 102mm)
- **Capacity:** 350 C-fold or 475 Multifold Towels
- *See page 25 for collar options*



# TOWEL DISPENSERS

---



## U2304

### Uni-Door™ Recessed Folded Towel Dispenser

Recessed, Uni-Door™ folded towel dispenser.

- **Overall Size:** 14 1/2"W x 26 1/4"H x 4 1/4"D (368mm x 660mm x 108mm)
- **Wall Opening:** 12 3/4"W x 24 1/2"H x 4"D (324mm x 622mm x 102mm)
- **Capacity:** 600 C-Fold or 800 Multifold towels
- *See page 25 for collar options*

## U2324

### Uni-Door™ Recessed Folded Towel Dispenser

Recessed Uni-Door™ folded towel dispenser.

- **Overall Size:** 14 1/2"W x 18 1/4"H x 4 1/4"D (368mm x 464mm x 108mm)
- **Wall Opening:** 12 3/4"W x 16 1/2"H x 4"D (324mm x 419mm x 102mm)
- **Capacity:** 350 C-fold or 475 Multifold towels
- *See page 25 for collar options*



## U280

### Concealed Recessed Folded Towel Dispenser

Towel dispenser with concealed, in-wall recessing.

- **Overall Size:** 11"W x 19 1/8"H x 4 1/4"D (279mm x 485mm x 108mm)
- **Wall Opening:** 11 1/4"W x 19 1/4"H x 4 1/4"D (285mm x 489mm x 108mm)
- **Capacity:** 600 C-Fold or 800 Multifold towels

# TOWEL & WASTE COMBINATIONS

- ▲ AJW towel and waste combination units are space efficient and, when properly installed, adhere to ADA guidelines for accessibility. Products in this series can be fitted with collars for surface mounting or semi-recessing.

## ▲ UNI-DOOR™

All Uni-Door™ cabinets feature seamless one-piece 18 gauge door construction. Half inch returns provide maximum strength and rigidity.

## ▲ COLLARS

Collars are available for all AJW cabinets where walls do not permit full recessing. Collars can be installed in the field after cabinet has been shipped to the job location. Collars are available in 2" increments.

OVERALL UNIT DEPTH	COLLARS AVAILABLE
2"	-SM
4"	-S2, -SM
6"	-S2, -S4, -SM
10"	-S2, -S4, -S6, -S8, -SM

SUFFIX	DESCRIPTION
-S2	2" semi-recessing collar suitable when full recessing is not possible
-S4	4" semi-recessing collar suitable when full recessing is not possible
-S6	6" semi recessing collar suitable when full recessing is not possible
-SM	Surface mounted collar when recessing is not possible



## ▲ U601

### Recessed Folded Towel & Waste Combination

Recessed folded towel dispenser and waste receptacle.

- **Overall Size:** 14 1/4"W x 54"H x 6 1/4"D (362mm x 1372mm x 159mm)
- **Wall Opening:** 12 3/4"W x 52 1/2"H x 6"D (324mm x 1334mm x 152mm)
- **Towel Capacity:** 600 C-Fold or 800 Multifold or 1200 Single fold
- **Waste Capacity:** 6 Gallons
- **U602 (Not Pictured):** Same as U601, with 4 1/4" depth and 4 gallon capacity
- *See page 25 for collar options*

# TOWEL & WASTE COMBINATIONS



## U6018B

### Recessed Folded Towel & Waste Combination

Recessed folded towel dispenser and waste receptacle with 8B mirror finish on top door.

- **Overall Size:** 14 1/4"W x 54"H x 6 1/4"D (362mm x 1372mm x 159mm)
- **Wall Opening:** 12 3/4"W x 52 1/2"H x 6"D (324mm x 1334mm x 152mm)
- **Towel Capacity:** 600 C-Fold or 800 Multifold or 1200 Single fold
- **Waste Capacity:** 6 Gallons
- *See page 25 for collar options*

## U6104EA

### Uni-Door™ Roll Towel & Waste Combination

Uni-Door™, battery operated automatic roll towel dispenser with waste receptacle.

- **Overall Size:** 14 5/8"W X 54 1/4"H X 10"D (371mm x 1377mm x 254mm)
- **Wall Opening:** 12 3/4"W x 52"H x 9 3/4"D (324mm x 1320mm x 247mm)
- **Towel Capacity:** One 8" or 9" wide roll
- **Waste Capacity:** 11.25 Gallons
- *Batteries not included*
- *See page 25 for collar options*



## U600

### Recessed Folded Towel & Waste Combination Unit

Recessed folded towel dispenser and waste receptacle.

- **Overall Size:** 14 1/4"W x 74 1/4"H x 6 1/4"D (362mm x 1886mm x 159mm)
- **Wall Opening:** 12 3/4"W x 72 1/2"H x 6"D (324mm x 1842mm x 152mm)
- **Towel Capacity:** 600 C-fold, 800 Multifold or 1200 Single fold
- **Waste Capacity:** 10.5 Gallons
- *See page 25 for collar options*



# TOWEL & WASTE COMBINATIONS



## U6054

### Uni-Door™ Recessed Towel & Waste Combination

Uni-Door™ folded towel dispenser and waste receptacle.

- **Overall Size:** 17 1/2"W x 54 1/4"H x 6 1/4"D (445mm x 1378mm x 159mm)
- **Wall Opening:** 15 3/4"W x 52 1/2"H x 6"D (400mm x 1334mm x 152mm)
- **Capacity:** 600 C-Fold or 800 Multifold or 1200 Single fold
- **Waste Capacity:** 10 Gallons
- *See page 25 for collar options*

## U6014

### Uni-Door™ Recessed Towel & Waste Combination

Uni-Door™ folded towel dispenser and waste receptacle.

- **Overall Size:** 14 1/2"W x 54 1/4"H x 6 1/4"D (368mm x 1377mm x 159mm)
- **Wall Opening:** 12 3/4"W x 52 1/2"H x 6"D (324mm x 1334mm x 152mm)
- **Towel Capacity:** 600 C-Fold or 800 Multifold or 1200 Single fold
- **Waste Capacity:** 6 Gallons
- **U6024 (Not Pictured):** Same as U6014, with 4 1/4"D and 4 gallon waste capacity
- *See page 25 for collar options*



## U646AW

### Recessed Roll Towel & Waste Combination

Lever operated roll towel dispenser and waste receptacle.

- **Overall Size:** 14 1/4"W x 48"H x 10 1/4"D (362mm x 1219mm x 260mm)
- **Wall Opening:** 12 3/4"W x 46 1/2"H x 10"D (324mm x 1181mm x 254mm)
- **Towel Capacity:** One 8" or 9" wide roll
- **Waste Capacity:** 8.5 Gallons
- **U646EA (Not Pictured):** Same as U646AW, with battery operated automatic operation - batteries not supplied
- *See page 25 for collar options*

# TOWEL & WASTE COMBINATIONS

---



## U618

### Recessed Folded Towel & Waste Combination

Recessed folded towel dispenser and waste receptacle.

- **Overall Size:** 14 1/4"W x 18"H x 4 1/4"D (362mm x 457mm x 108mm)
- **Wall Opening:** 12 3/4"W x 16 1/2"H x 4"D (324mm x 419mm x 102mm)
- **Towel Capacity:** 100 C-Fold or 150 Multifold
- **Waste Capacity:** 1.5 Gallons
- *See page 25 for collar options*

## U6184

### Recessed Folded Towel & Waste Combination

Uni-Door™ folded towel dispenser and waste receptacle.

- **Overall Size:** 14 1/2"W x 18 1/4"H x 4 1/4"D (368mm x 463mm x 108mm)
- **Wall Opening:** 12 3/4"W x 16 1/2"H x 4"D (324mm x 419mm x 102mm)
- **Capacity:** 100 C-Fold or 150 Multifold
- **Waste Capacity:** 1.5 Gallons
- *See page 25 for collar options*



## U626

### Recessed Folded Towel & Waste Combination

Recessed folded towel dispenser and waste receptacle.

- **Overall Size:** 14 1/4"W x 26"H x 4 1/4"D (362mm x 660mm x 108mm)
- **Wall Opening:** 12 3/4"W x 24 1/2"H x 4"D (324mm x 622mm x 102mm)
- **Towel Capacity:** 350 C-Fold or 475 Multifold
- **Waste Capacity:** 2 Gallons
- *See page 25 for collar options*

# TOWEL & WASTE COMBINATIONS



## U627

### Recessed Folded Towel & Waste Combination

Folded towel dispenser and waste receptacle.

- **Overall Size:** 14 1/4"W x 26"H x 6 1/4"D (362mm x 660mm x 159mm)
- **Wall Opening:** 12 3/4"W x 24 1/2"H x 4"D (324mm x 622mm x 102mm)
- **Capacity:** 350 C-Fold or 475 Multifold
- **Waste Capacity (ext.):** 2.65 Gallons (2" ext.)
- *See page 25 for collar options*

## U6264

### Recessed Folded Towel & Waste Combination

Uni-Door™ folded towel dispenser and waste receptacle.

- **Overall Size:** 14 1/2"W x 26 1/4"H x 4 1/4"D (368mm x 667mm x 108mm)
- **Wall Opening:** 12 3/4"W x 24 1/2"H x 4"D (324mm x 622mm x 102mm)
- **Towel Capacity:** 350 C-Fold or 475 Multifold
- **Waste Capacity:** 2 Gallons
- *See page 25 for collar options*



## U650

### Recessed Folded Towel & Waste Combination

Recessed folded towel dispenser and extended waste receptacle.

- **Overall Size:** 17 1/4"W x 54"H x 8 1/4"D (438mm x 1372mm x 209mm)
- **Wall Opening:** 15 3/4"W x 52 1/2"H x 4"D (400mm x 1334mm x 101mm)
- **Towel Capacity:** 600 C-Fold or 800 Multifold
- **Waste Capacity (ext.):** 12 Gallons (4" ext.)
- **U651 (Not Pictured):** Same as U650, with 18 gallon waste capacity (8" ext.)
- **U653 (Not Pictured):** Same as U650, with 8" depth and 12 gallon waste capacity (1/2" ext.)
- **U657 (Not Pictured):** Same as U650, with 6 gallon waste capacity (1/2" ext.)
- *See page 25 for collar options*





# TOWEL & WASTE COMBINATIONS

---



## U659EA

### Recessed Roll Towel & Waste Combination

Extended waste receptacle with battery operated automatic roll towel dispenser.

- **Overall Size:** 14 1/4"W x 54"H x 10"D (362mm x 1372mm x 254mm)
- **Wall Opening:** 12 3/4"W x 52 1/2"H x 4"D (324mm x 1334mm x 102mm)
- **Towel Capacity:** One 8" or 9" wide roll
- **Waste Capacity:** 12 Gallons (6" ext.)
- *Batteries not supplied*
- **U659AW (Not Pictured):** Same as U659EA, with lever operation
- **U659CP (Not Pictured):** Same as U659EA, with center pull dispensing operation
- *See page 25 for collar options*

## U659HF

### Recessed Roll Towel & Waste Combination

Extended waste receptacle with hands-free roll towel dispenser.

- **Overall Size:** 14 1/4"W x 54"H x 10"D (362mm x 1372mm x 254mm)
- **Wall Opening:** 12 3/4"W x 52 1/2"H x 4"D (324mm x 1334mm x 102mm)
- **Towel Capacity:** One 8" or 9" wide roll
- **Waste Capacity:** 12 Gallons (6" ext.)
- *See page 25 for collar options*



# TOWEL & WASTE COMBINATIONS



## U660AW

### Recessed Roll Towel & Waste Combination

Extended waste receptacle with lever-operated roll towel dispenser.

- **Overall Size:** 17 1/4"W x 54"H x 12"D (438mm x 1372mm 305mm)
- **Wall Opening:** 15 3/4"W x 52 1/2"H x 10"D (400mm x 1334mm x 254mm)
- **Towel Capacity:** One 8" or 9" wide roll
- **Waste Capacity:** 17 Gallons (2" ext.)
- **U660EA (Not Pictured):** Same as U660AW, with battery operated automatic operation - batteries not supplied
- **U660HF (Not Pictured):** Same as U660AW, with hands free operation
- **U660FL (Not Pictured):** Same as U660AW, with full width lever operation
- *See page 25 for collar options*

## U661AW

### Recessed Roll Towel & Waste Combination

Extended waste receptacle with lever operated towel dispenser and storage shelf behind door.

- **Overall Size:** 17 1/4"W x 54"H x 14 1/4"D (438mm x 1372mm 362mm)
- **Wall Opening:** 15 3/4"W x 52 1/2"H x 10"D (400mm x 1334mm x 254mm)
- **Towel Capacity:** One 8" or 9" wide roll
- **Waste Capacity:** 13 Gallons (4" ext.)
- **U661EA (Not Pictured):** Same as U661AW with battery operated automatic operation - batteries not supplied
- **U661FL (Not Pictured):** Same as U661AW, with full width lever operation
- *See page 25 for collar options*



## U640

### Recessed Folded Towel & Waste Combination

Recessed folded towel dispenser and waste receptacle.

- **Overall Size:** 14 1/4"W x 48"H x 4 1/4"D (362mm x 1219mm x 108mm)
- **Wall Opening:** 12 3/4"W x 46 1/2"H x 4"D (324mm x 1181mm x 102mm)
- **Towel Capacity:** 600 C-Fold or 800 Multifold
- **Waste Capacity:** 3 Gallons
- *See page 25 for collar options*

# TOWEL & WASTE COMBINATIONS



## U670AW

### Recessed Roll Towel Dispenser and Extended Waste receptacle.

Extended waste receptacle with battery operated automatic roll towel dispenser.

- **Overall Size:** 17 1/4"W x 54"H x 9 1/8"D (438mm x 1372mm x 231mm)
- **Wall Opening:** 15 3/4"W x 52 1/2"H x 4"D (400mm x 1334mm x 101mm)
- **Towel Capacity:** One 8" or 9" wide roll
- **Waste Capacity (ext.):** 12 Gallons (4" ext.)
- **U670EA (Not Pictured):** Same as U670AW, with battery operated automatic operation - batteries not supplied
- **U670HF (Not Pictured):** Same as U670AW, with hands free operation
- **U671 Series (Not Pictured):** Same as U670 series, with 18 gallon waste capacity (8"ext.)
- *See page 25 for collar options*

## U648

### Recessed Folded Towel & Waste Combination

Recessed folded towel dispenser and extended waste receptacle.

- **Overall Size:** 17 1/4"W x 48"H x 6 1/4"D (438mm x 1219mm x 159mm)
- **Wall Opening:** 15 3/4"W x 46 1/2"H x 4"D (400mm x 1181mm x 102mm)
- **Towel Capacity:** 600 C-Fold or 800 Multifold
- **Waste Capacity:** 6.25 Gallons
- *See page 25 for collar options*



## U674

### Vanity Mounted Towel & Waste Door Combination

Vanity mounted towel dispenser and push-panel waste door.

- **Overall Size:** 12 3/4"W x 14 1/4"H x 11 1/2"D (323mm x 361mm x 292mm)
- **Countertop Opening:** 11"W x 12 1/2"H (279mm x 318mm)
- **Towel Capacity:** 300 C-Fold or 400 Multifold
- *Waste receptacle must be purchased separately*

# WASTE RECEPTACLES

- ▶ AJW waste receptacles come in a variety of different waste capacities. Like our combination units, collars can be installed for semi-recessing and surface mounting options.

## ▶ COLLARS

Stainless steel collars are available when walls do not permit full or semi-recessing. Collars can be installed in the field after the cabinet has been shipped to the job location.

SUFFIX	DESCRIPTION
-S2	2" semi-recessing collar suitable when full recessing is not possible
-S4	4" semi-recessing collar suitable when full recessing is not possible
-S6	6" semi recessing collar suitable when full recessing is not possible
-SM	Surface mounted collar when recessing is not possible



### ▶ U410

#### Semi-Recessed Waste Receptacle

Semi-recessed waste receptacle with a removable, extended waste can.

- **Overall Size:** 17 1/4"W x 30"H x 8 1/4"D (438mm x 762mm x 203mm)
- **Wall Opening:** 15 3/4"W x 28 1/2"H x 4"D (400mm x 723mm x 102mm)
- **Capacity:** 12 Gallons (4" ext.)
- *See page 25 for collar options*
- **Additional Capacities:** U412 - 21 gallons (8" ext.), U413 - 21 gallons (4" ext.), U414 - 12 gallons (2" ext.), U416 - 12 gallons (1/2" ext.), U417 - 7 gallons (1/2" ext.)



### ▶ U440

#### Recessed Stainless Steel Waste Receptacle

Recessed waste receptacle with a push panel door.

- **Overall Size:** 17 1/4"W x 30"H x 6 1/4"D (438mm x 762mm x 159mm)
- **Wall Opening:** 15 3/4"W x 28 1/2"H x 6"D (400mm x 724mm x 152mm)
- **Capacity:** 6.5 Gallons
- *See page 25 for collar options*

# WASTE RECEPTACLES



## U4484

### Uni-Door™ Stainless Steel Waste Receptacle

Uni-Door™ waste receptacle with a push-panel door.

- **Overall Size:** 14 1/2"W x 48 1/4"H x 6 1/4"D (368mm x 1226mm x 159mm)
- **Wall Openings:** 12 3/4"W x 46 1/2"H x 6"D (324mm x 1181mm x 152mm)
- **Capacity:** 10.5 Gallons
- *See page 25 for collar options*
- **U4494 (Not Pictured):** Same as U4484, with no push panel door



## U472 Series

### Free Standing Waste Receptacles

Free Standing Waste Receptacle.

- **U472-13 Overall Size:** 14"W x 28 1/4"H x 14"D (355mm x 717mm x 355mm)
- **Capacity:** 13 Gallons
- **Additional Capacities:** U472-25 - 25 Gallons, U472-36 - 36 Gallons



## U450 Series

### Surface Mounted Waste Receptacles

Surface mounted, open-top waste can.

- **Overall Size:** U450-21 Overall Size: 15 1/4"W x 23"H x 12"D (387mm x 584mm x 305mm)
- **Capacity:** 21 Gallons
- **Additional Capacities:** U450-2 - 2 Gallons, U450-5 - 5 Gallons, U450-7 - 7 Gallons, U450-12 - 12 Gallons



## U480

### Vanity Mounted Circular Waste Chute

- **Overall Size:** 6 11/16" OD x 4 13/16"D (169mm x 122mm)
- **Countertop Opening:** 5 13/16" diameter (170mm)

# FEMININE HYGIENE

- This series includes dispensers and disposal options. Each dispenser is available with multiple coinage options and independent mechanisms. All waste disposal units are designed to maintain a hygienic environment and are easy to empty.

## ► PRODUCT INFORMATION

All feminine product dispensers will hold napkin and tampon packages of the following dimensions:

### Napkins:

Min: 2 5/8"W x 4 1/8"L x 3/4"H

Max: 3 1/8"W x 4 1/2"L x 1 1/8"H

### Tampons:

Min: 5/8" Dia. 4 1/4"L

Max: 3/4" Dia. 5 1/8"L

## ► OPTIONS & COINAGE

COINAGE	SUFFIX
\$ .10	-10
\$ .25	-25
\$ .50	-50
Free	-FREE

**NDL-13:** Disposable waxed liners for sanitary napkin disposals.

Case Count: 50 pcs.



### ► U510

#### Dual Sanitary Napkin & Tampon Dispenser

Recessed napkin and tampon vendor with multiple coinage options.

- **Overall Size:** 17 1/2"W x 27 1/2"H x 4 3/4"D (444mm x 698mm x 121mm)
- **Wall Opening:** 15 3/4"W x 25 3/4"H x 4 1/4"D (400mm x 654mm x 108mm)
- **Capacity:** Napkins: 15, Tampons: 23



### ► U526

#### High Capacity Napkin & Tampon Dispenser

Semi-recessed napkin & tampon dispenser with high capacity.

- **Overall Size:** 13 1/2"W x 28"H x 6 1/2"D (343mm x 711mm x 165mm)
- **Wall Opening:** 11 3/4"W x 26 1/4"H x 1" min – 6"max. (298mm x 667mm x 25mm-152mm)
- **Capacity:** Napkins: 30, Tampons: 27
- **U526-SM (Not Pictured):** Surface mounted dispenser

# FEMININE HYGIENE



## U590

### Sanitary Napkin Disposal with Access Panel

Surface mounted napkin disposal with hinged servicing panel option.

- **Overall Size:** 9"W x 10"H x 4"D (229mm x 254mm x 102mm)
- **Capacity:** 1.6 Gallon
- **U591 (Not Pictured):** Same as U590, without lower servicing panel
- **U592 (Not Pictured):** Same as U590, with utility shelf
- **U593 (Not Pictured):** Same as U591, with utility shelf



## U580

### Partition Mounted Sanitary Napkin Disposal

Partition mounted napkin disposal with adjustable flange to fit partitions.

- **Overall Size:** 13"W x 17 1/4"H x 4"D (330mm x 438mm x 108mm)
- **Wall Opening:** 11 1/2"W x 15 3/4"H (1/2"-1 1/4" thick) (292mm x 400mm)
- **Capacity:** 1.5 Gallon



## U581

### Recessed Sanitary Napkin Disposal

Recessed napkin disposal with push-panel door.

- **Overall Size:** 12 3/4"W x 17"H x 4"D (330mm x 432mm x 108mm)
- **Wall Opening:** 11 1/4"W x 15 1/2"H x 4"D (285mm x 394mm x 108mm)
- **Capacity:** 1.5 Gallons
- **U5814 (Not Pictured):** Same as U581 with 18 gauge Uni-Door™ construction



## U582

### Surface Mounted Sanitary Napkin Disposal

Surface mounted napkin disposal with push panel door.

- **Overall Size:** 11"W x 15 1/4"H x 4"D (279mm x 387mm x 102mm)
- **Capacity:** 1.5 Gallons

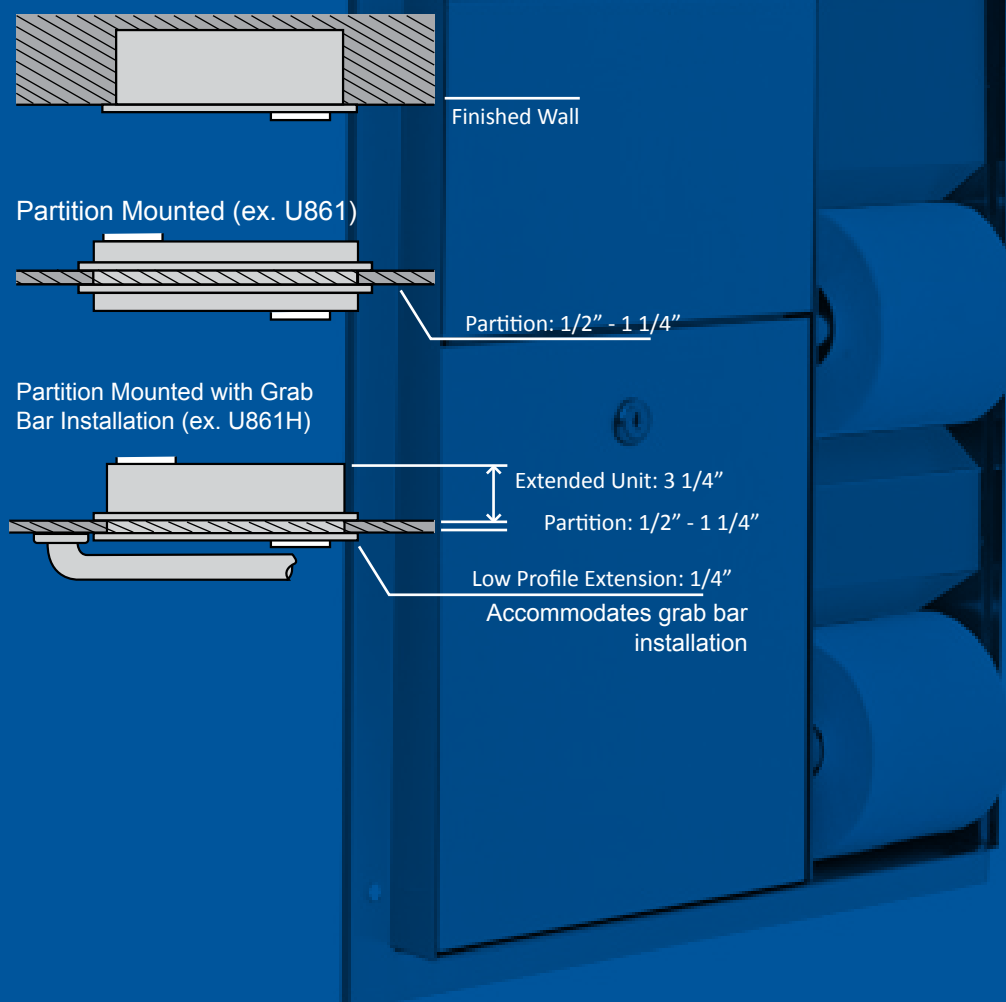


# RESTROOM STALL ACCESSORIES

- Restroom Stall Accessories are designed and fabricated for any application with numerous mounting styles available. Our stainless steel combination units come equipped with and without sanitary napkin disposal for women's and men's stall applications.

## MOUNTING GUIDE

AJW restroom stall accessories can be mounted in several ways. See below for an explanation of each style.



# RESTROOM STALL ACCESSORIES



## U850

### Recessed Toilet Seat Cover Dispenser

Recessed seat cover dispenser.

- **Overall Size:** 17 1/4"W x 12 3/4"H x 2 5/8"D (438mm x 324mm x 68mm)
- **Wall Opening:** 15 3/4"W x 11 1/4"H x 2 3/8"D (400mm x 286mm x 60mm)
- **Capacity:** 500 single fold seat covers
- **U850-SM (Not Pictured):** Surface mounted seat cover dispenser



## U8504

### Uni-Door™ Toilet Seat Cover Dispenser

Uni-Door™ seat cover dispenser, surface mounted.

- **Overall Size:** 17 1/2"W x 13 1/4"H x 2 5/8"D (445mm x 337mm x 68mm)
- **Wall Opening:** 15 3/4"W x 11 1/4"H x 2 5/8"D (400mm x 286mm x 66mm)
- **Capacity:** 500 single fold seat covers



## U851

### Surface Mounted Toilet Seat Cover Dispenser

Surface mount seat cover dispenser.

- **Overall Size:** 15 3/4"W x 11"H x 1 3/4"D (400mm x 279mm x 44mm)
- **Capacity:** 500 single fold seat covers



## U852

### Partition Mounted Toilet Seat Cover Dispenser

Partition mounted seat cover dispenser.

- **Overall Size:** 17 1/2"W x 12 3/4"H x 4 1/4"D (445mm x 337mm x 108mm)
- **Partition Opening:** 15 3/4"W x 11 1/4"H (1/2"-1 1/4" thick) (400mm x 324mm)
- **Capacity:** 500 single fold seat covers
- **U852H (Not Pictured):** Same as U852, with one side mounted flush to accommodate grab bar installation

# RESTROOM STALL ACCESSORIES



## U862

### Recessed Toilet Tissue & Napkin Disposal

Recessed toilet tissue dispenser and sanitary disposal.

- **Overall Size:** 17 1/4"W x 12 3/4"H x 4 1/4"D (438mm x 324mm x 108mm)
- **Wall Opening:** 15 3/4"W x 11 1/4"H x 4"D (400mm x 286mm x 102mm)
- **Capacity:** 2 Gallons
- **Toilet Tissue:** Two standard rolls with a 5 1/4" (133mm) O.D.



## U862-SM

### Dual Toilet Tissue & Napkin Disposal

Surface mounted toilet tissue dispenser and napkin disposal.

- **Overall Size:** 15 1/4"W x 10 3/4"H x 4 1/4"D (387mm x 273mm x 108mm)
- **Waste Capacity:** 2 Gallons
- **Toilet Tissue:** Two standard rolls with a 5 1/4" (133mm) O.D.
- **U863 (Not Pictured):** Similar to U862, but partition mounted



## U861

### Partition Toilet Seat Cover, Toilet Tissue Dispenser & Napkin Disposal Combination

Partition mounted combination unit.

- **Overall Size:** 17 1/4"W x 32 3/4"H x 4 1/4"D (438mm x 832mm x 108mm)
- **Wall Opening:** 15 3/4"W x 31 1/4"H (1/2"-1 1/4" thick) (400mm x 794mm)
- **Waste Capacity:** 2 Gallons
- **Toilet Tissue:** 4 Standard Rolls
- **Seat Cover Capacity:** 1,000 single fold seat covers
- **U861A (Not Pictured):** Same as U861, without waste disposal



## U861H

### Partition Toilet Seat Cover, Toilet Tissue Dispenser & Napkin Disposal Combination

Partition mounted combination unit flush mounted to accommodate grab bar installation (grab bar ordered separately).

- **Overall Size:** 17 1/4"W x 32 3/4"H x 4 1/4"D (438mm x 832mm x 108mm)
- **Partitioning Opening:** 15 3/4"W x 31 1/4"H (1/2"-1 1/4" thick) (400mm x 794mm)
- **Waste Capacity:** 2 Gallons
- **Toilet Tissue Capacity:** 4 Standard Rolls
- **Seat Cover Capacity:** 1,000 single fold seat covers
- **U861AH (Not Pictured):** Same as U861H, without waste disposal

# RESTROOM STALL ACCESSORIES



## U860A

### Recessed Toilet Seat Cover & Dual Toilet Tissue Dispenser Combination

Recessed mounted combination unit flush mounted to accommodate grab bar installation (grab bar ordered separately).

- **Overall Size:** 17 1/4"W x 32 3/4"H x 4 1/4"D (438mm x 832mm x 108mm)
- **Wall Opening:** 15 3/4"W x 31 1/4"H x 4"D (400mm x 794mm x 101mm)
- **Toilet Tissue Capacity:** 2 Standard Rolls with a 5 1/4" (133mm) O.D.
- **Seat Cover Capacity:** 500 single fold seat covers
- **U860 (Not Pictured):** Same as U860A, with waste disposal



## U865

### Partition Toilet Tissue Dispenser & Napkin Disposal

Partition mounted combination unit.

- **Overall Size:** 17 1/4"W x 20"H x 4 1/4"D (438mm x 508mm x 108mm)
- **Wall Opening:** 15 3/4"W x 18 1/2"H (1/2"-1 1/4" thick) (400mm x 470mm)
- **Waste Capacity:** 2 Gallons
- **Toilet Tissue Capacity:** 4 Standard Rolls with a 5 1/4" (133mm) O.D.



## U864

### Recessed Toilet Tissue Dispenser & Napkin Disposal

Recessed combination unit flush mounted for grab bar installation.

- **Overall Size:** 17 1/4"W x 20"H x 4 1/4"D (438mm x 508mm x 108mm)
- **Partition Opening:** 15 3/4"W x 18 1/2"H x 4"D (400mm x 470mm x 101mm)
- **Toilet Tissue Capacity:** 2 standard rolls with a 5 1/4" (133mm) O.D.
- **U864A (Not Pictured):** Same as U864, without waste disposal
- See page 14 for collar options



## U865AH

### Partition Mounted Toilet Tissue Dispenser

Partition mounted combination unit flush mounted for grab bar installation (grab bar ordered separately).

- **Overall Size:** 17 1/4"W x 20"H x 4 1/4"D (438mm x 508mm x 108mm)
- **Partition Opening:** 15 3/4"W x 18 1/2"H (1/2"-1 1/4" thick) (400mm x 470mm)
- **Toilet Tissue Capacity:** 4 Standard Rolls with a 5 1/4" (133mm) O.D.
- **U865H (Not Pictured):** Same as U865AH, with waste disposal

# MIRRORS & SHELVES

- ▶ AJW mirrors are available in a variety of sizes and mirror surfaces. Contact your Customer Relationship Manager for more information. Shelves can be fabricated to meet many custom requirements for length or depth.

## ▶ WARRANTY

We guarantee our mirrors against silver spoilage for a period of fifteen years under normal use. All mirrors are silver coated and sealed with an electrolytic copper plating. This guarantee includes all 1/4" plate glass mirrors including tempered, laminated, and all other safety glass mirrors.

## ▶ MIRROR IMAGES

Plate glass and vinyl clad plate glass mirrors provide the best reflective quality. Other reflective surfaces, such as stainless steel, tempered glass, laminated glass, plastic acrylic, and polycarbonate have a slight distortion which increase proportionately with mirror size.

## ▶ SPECIAL FINISHES

SUFFIX	DESCRIPTION
VC	Plate Glass, Vinyl Clad Backing
LG	Laminated Glass (3 Sq. Ft. Minimum)
T	Tempered Glass
PM	Plastic Acrylic Mirror
8B	8B Stainless Steel Reflective Surface
LX	Polycarbonate

## ▶ ADDITIONAL OPTIONS

UNIT	DESCRIPTION
CL	Lucite mirror clips for U701 (pack of 6)
SCL	Stainless steel mirror clips (pack of 6)

# MIRRORS & SHELVES

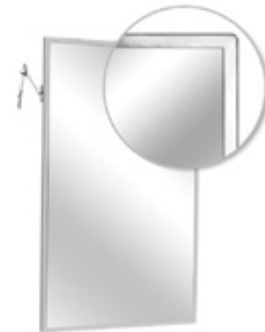


## U700 Series

### Stainless Steel Angle Frame Mirror

Satin finish, stainless steel, roll formed, 3/4" x 3/4" angle frame mirror with polished corners and theft resistant mounting.

- **Standard Sizes:**  
16"x24", 16"x20", 16"x30", 18"x24", 18"x30", 18"x36", 20"x60",  
24"x30", 24"x36", 24"x42", 24"x48", 24"x60", 24"x72", 18"x60",  
24"x60", 18"x72"
- *Other sizes available upon request*



## U702 Series

### Adjustable Tilt Angle Frame Mirror

Satin finish, stainless steel, roll formed, angle frame mirror with adjustable tilt arms, and polished corners.

- **Standard Sizes:**  
16"x24", 16"x30", 18"x24", 18"x30", 18"x36", 24"x30",  
24"x36"
- *Other sizes available upon request*



## U705 Series

### Angle Frame Mirror & Shelf Combination

Satin finish, stainless steel, roll formed, angle frame mirror with welded shelf and polished corners and theft resistant mounting.

- **Standard Sizes:**  
16"x24", 16"x30", 18"x24", 18"x30", 18"x36", 24"x30", 24"x36"
- **Shelf Depth:** 5"
- *Other sizes available upon request*



## U711 Series

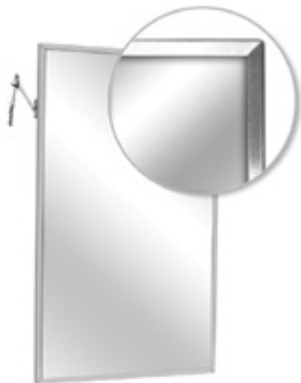
### Stainless Steel Channel Frame Mirror

Satin finish, stainless steel, one piece, 1/2" x 1/2" channel frame mirror with mitered corners and theft resistant mounting.

- **Standard Sizes:**  
16"x24", 16"x20", 16"x30", 18"x24", 18"x30", 18"x36",  
20"x60", 24"x30", 24"x36", 24"x42", 24"x48", 24"x60",  
24"x72", 18"x60", 24"x60", 18"x72"
- *Other sizes available upon request*

# MIRRORS & SHELVES

---



## U703 Series

### Adjustable Tilt Channel Frame Mirror

Satin finish, stainless steel, one piece, channel frame mirror with mitered corners and adjustable tilt arms.

- **Standard Sizes:**  
16"x24", 16"x30", 18"x24", 18"x30", 18"x36", 24"x30", 24"x36"
- *Other sizes available upon request*

---

## U716 Series

### Channel Frame Mirror & Shelf Combination

Satin finish, stainless steel, one piece channel frame mirror & welded shelf with mitered corners and theft resistant mounting.

- **Standard Sizes:**  
16"x24", 16"x30", 18"x24", 18"x30", 18"x36", 24"x30", 24"x36"
- **Shelf Depth: 5"**
- *Other sizes available upon request*



## U704 Series

### Fixed Tilt Angle Frame Mirror

Satin finish, stainless steel, fixed tilt mirror with polished corners that tapers from 4" at the top to 1" at the bottom.

- **Standard Sizes:**  
16"x24", 16"x30", 18"x24", 18"x30", 18"x36", 24"x30", 24"x36"
- *Other sizes available upon request*

# MIRRORS & SHELVES

---



## U7018B Series

### Stainless Steel Frameless Mirror

Satin finish, stainless steel, frameless mirror with 1/4" returns and a highly reflective 8B mirror finish.

- **U701 (Not Pictured):** Frameless 1/4" plate glass mirror, with polished edges

## U719 Series

### Stainless Steel J-Mold Mirror

Satin finish, stainless steel, individual channel with slotted mounting plate. Ideal for mirrors with multiple pieces of glass.

- **U717 Series (Not Pictured):** Same as U719, with 1 sided channel
- **U718 Series (Not Pictured):** Same as U719, with 2 channels (top and bottom)



## U706 Series

### Fixed Tilt Angle Frame Mirror with Shelf

Satin finish, stainless steel, framed fixed tilt mirror with shelf.

- **Standard Sizes:**  
16"x24", 16"x30", 18"x24", 18"x30", 18"x36", 24"x30", 24"x36"
- **Shelf Depth:** 5"
- *Other sizes available upon request*



# MIRRORS & SHELVES



## U730 Series

### White Enamel Recessed Medicine Cabinet

Recessed white enamel medicine cabinet with mirror door and adjustable shelves.

- **Overall Size (U730-1622):** 16 1/8"W x 22 1/8"H x 4 1/4"D (409mm x 562mm x 108mm)
- **Wall Opening (U730-1622):** 14"W x 18"H x 3"D (355mm x 457mm x 76mm)
- **Overall Size (U730-1626):** 16"W x 26"H x 4 5/8"D (406mm x 660mm x 117mm)
- **Wall Opening (U730-1626):** 14"W x 24"H x 3 3/4"D (355mm x 609mm x 95mm)
- *Surface mounted cabinets also available*



## U720 Series

### Stainless Steel Recessed Medicine Cabinet

Recessed stainless steel medicine cabinet with mirror door and adjustable shelves.

- **Overall Size (U720-1830):** 18"W x 30"H x 4 7/8"D (457mm x 762mm x 124mm)
- **Wall Opening (U720-1830):** 15 3/4"W x 25 7/8"H x 4"D (349mm x 657mm x 101mm)
- **Other sizes available:** U720-1622, U720-1626, U720-1824
- *See page 25 for collar options*



## U788

### Spring Loaded Folding Stainless Steel Shelf

Folding, spring loaded, stainless steel purse shelf with radiused leading edges.

- **Overall Size:** 14 5/8"L x 5 1/2"W (398mm x 140mm)




## U790

### Recessed Stainless Steel Shelf With Exposed Mounting

Stainless steel, recessed shelf with exposed mounting points.

- **Standard Sizes:** 17 1/4"W x 8"H x 4 1/4"D (438mm x 203mm x 107mm)
- **Wall Opening:** 15 3/4"W x 6 1/2"H x 4"D (400mm x 165mm x 101mm)

# MIRRORS & SHELVES



## U792 Series

### Surface Mounted Shelf with Backsplash

Surface mounted stainless steel shelf with backspash, 5" depth

- **Standard Lengths:** 12", 16", 18", 24", 30", 36"
- *Other lengths available upon request*



## U795 Series

### Surface Shelf with Embossed Tray

Surface mounted stainless steel shelf with embossed tray, 6" depth

- **Standard Lengths:** 12", 16", 18", 24", 30", 36"
- *Other lengths available upon request*



## UX135-BF

### Surface Mounted Utility Shelf

Polished or satin finish stainless steel shelf with concealed mounting.

- **Overall size:** 18" or 24"L x 6 1/4"D (398mm x 140mm)
- **UX135-SF (Not Pictured):** Same as UX135-BF, with satin finish



## U770 Series

### Surface Mounted Stainless Steel Utility Shelf

Stainless steel, surface mounted utility shelf with multiple depths and lengths.

- **Standard Lengths:** 16", 18", 24", 30", 36", 42", 48", 60", 72"
- **Standard Depths:** 4", 5", 6", 8", 12"
- Specify depth and length (Ex. U776-18, 6" depth, 18" length)
- *Other sizes available upon request*

# TOILET TISSUE DISPENSERS

- ▶ AJW toilet tissue dispensers are available for various applications in single or dual roll capacity as well as standard and jumbo size roll dispensing capabilities.

In order to comply with ADA guidelines, dispensers cannot have any form of controlled delivery. We offer this design feature on many of our dispensers.

## ▶ DISPENSER TYPES

**Standard Roll:** Dispensers of this type are designed to fit a standard roll with a 5 3/4" outside diameter.

**Jumbo Roll:** Jumbo roll dispensers are designed to accommodate large capacity rolls with an outside diameter of 9" – 10".



### ▶ U804

#### Hooded Dual Toilet Tissue Dispenser

Theft resistant hooded toilet tissue dispenser available with single or dual roll capacity.

- **Overall Size:** 10 1/2"W x 6 3/8"H x 4 1/4"D (267mm x 161mm x 108mm)
- **Capacity:** Two standard rolls 1000 sheet two ply or 1500 sheet single ply rolls
- **U803 (Not Pictured):** Same as U804 with single roll capacity



### ▶ U806

#### Dual Aluminum Toilet Tissue Dispenser

Die-cast aluminum bracket with high density plastic toilet tissue spindles.

- **Overall Size:** 13"W x 1 3/4"H x 4"D (330mm x 45mm x 102mm)
- **Capacity:** Two standard rolls 1000 sheet two ply or 1500 sheet single ply rolls
- **U805:** Same as U806 with single roll capacity
- **U805-NC & U806-NC:** Same as U805 & U806 without controlled delivery

# TOILET TISSUE DISPENSERS



## U807

### Single Fold Toilet Tissue Dispenser Exposed Mounting

Single fold toilet tissue dispenser with a keyed lock.

- **Standard Sizes:** 4 5/8"W x 7 3/4"H x 3"D (117mm x 196mm x 76mm)
- **Capacity:** 1300 single fold sheets



## U812

### Dual Chrome Toilet Tissue Dispenser

Bright polished chrome toilet tissue dispenser with controlled delivery.

- **Overall Sizes:** 12 1/4"W x 2 3/4"H x 4 1/4"D (311mm x 70mm x 108mm)
- **Capacity:** Two standard rolls with a 5 1/4" (133mm) O.D.
- **U811:** Same as U812 with single roll capacity



## U814

### Dual Chrome Toilet Tissue Dispenser

Bright polished chrome toilet tissue dispensers with controlled delivery.

- **Overall Sizes:** 10 1/2"W x 2 3/4"H x 4 1/4"D (266mm x 70mm x 108mm)
- **Capacity:** Two standard rolls with a 5 1/4" (133mm) O.D.
- **U813:** Same as U814 with single roll capacity



## U815

### Dual Toilet Tissue Dispenser & Shelf Combination

Stainless steel toilet tissue dispenser with utility shelf.

- **Overall Sizes:** 16"W x 4"H x 5"D (406mm x 102mm x 127mm)
- **Capacity:** Two standard rolls with a 5 1/4" (133mm) O.D.

# TOILET TISSUE DISPENSERS

---



## U830

### Jumbo Roll Toilet Tissue Dispenser

Single jumbo toilet tissue dispenser with partially exposed roll.

- **Overall Sizes:** 11"W x 7 3/4"H x 4 1/2"D (254mm x 305mm x 108mm)
- **Capacity:** One 9" diameter roll

## U832

### Dual Jumbo Roll Toilet Tissue Dispenser

Dual jumbo roll toilet tissue dispenser with 18 gauge stainless steel body.

- **Overall Sizes:** 21 1/4"W x 13 1/8"H x 4 1/4"D (540mm x 333mm x 108mm)
- **Capacity:** Two 9" diameter rolls



## U834

### Dual Jumbo Roll Toilet Tissue Dispenser

Dual jumbo toilet tissue dispenser with lower sliding access panel.

- **Overall Sizes:** 20 1/2"W x 12 1/4"H x 5 7/8"D (521 mm x 311 mm x 149mm)
- **Capacity:** Two 9" diameter rolls



# TOILET TISSUE DISPENSERS

---



## U842

### Partition Hooded Dual Toilet Tissue Dispenser

Partition mounted, hooded tissue dispenser with dual roll capacity.

- **Overall Sizes:** 14 1/4"W x 14"H x 9 7/8"D (362mm x 356mm x 251mm)
- **Partition Opening:** 12 1/2"W x 12 1/4"H (3/4"-1 1/4" partition)(318mm x 311mm)
- **Capacity:** Four (two per side) standard rolls with a 5 1/4" (133mm) O.D.

## U840

### Surface Mounted Hooded Dual Toilet Tissue Dispenser

Surface mounted, hooded tissue dispenser with dual roll capacity.

- **Overall Sizes:** 6"W x 12"H x 6 3/4"D (152mm x 305mm x 171mm)
- **Capacity:** Two standard rolls with a 5 1/4" (133mm) O.D.



## U841

### Recessed Hooded Dual Toilet Tissue Dispenser

Recessed, hooded tissue dispenser with dual roll capacity.

- **Overall Sizes:** 8"W x 14"H x 6 3/4"D (203mm x 356mm x 171mm)
- **Wall Opening:** 6 3/8"W x 12 3/8"H x 3 5/8"D (162mm x 314mm x 93mm)
- **Capacity:** Two standard rolls with a 5 1/4" (133mm) O.D.

# TOILET TISSUE DISPENSERS

---



## U838

### Jumbo Roll Toilet Tissue Dispenser

Single jumbo toilet tissue dispenser.

- **Overall Sizes:** 10 3/4"W x 11"H x 4 1/2"D (273mm x 279mm x 114mm)
- **Capacity:** One 9"-10" diameter roll

## UC42

### Zamac Dual Toilet Tissue Dispenser

Chrome on Zamac toilet tissue dispensers with white plastic spindles.

- **Overall Sizes:** 14 1/8"W x 1 13/16"H x 3 1/8"D (359mm x 44mm x 79mm)
- **Capacity:** Two standard rolls with a 5 1/4" (133mm) O.D.
- **UC41:** Same as UC42, with single roll capacity



## UC72

### Recessed "Hide-A-Roll" Dispenser

Chrome toilet tissue dispenser with hidden storage for an additional roll.

- **Overall Sizes:** 6 5/16"W x 6 5/16"H x 6 9/16"D (160mm x 160mm x 167mm)
- **Wall Opening:** 5 3/8"W x 5 3/8"H x 4"D (137mm x 137mm x 102mm)
- **Capacity:** One standard roll with a 5 1/4" (133mm) O.D., with one spare roll

# TOILET TISSUE DISPENSERS

## UX76-BF

### Recessed Dual Toilet Tissue Dispenser



Recessed, hooded tissue dispenser with dual roll capacity. Available in satin finish.

- **Overall Sizes:** 12 5/8"W x 6 1/4"H x 3 3/8"D (321mm x 159mm x 86mm)
- **Wall Opening:** 11 3/4"W x 5 1/4"H x 2"D (298mm x 133mm x 51mm)
- **Capacity:** Two standard rolls with a 5 1/4" (133mm) O.D.
- **UX75-BF (Not Pictured):** Same as UX76-BF, without hood. Also available in satin finish (-SF).

## UX71-BF

### Recessed Single Toilet Tissue Dispenser

Recessed, hooded tissue dispenser with single roll capacity. Available in satin finish.

- **Overall Sizes:** 6 1/4"W x 6 1/4"H x 3 9/16"D (159mm x 159mm x 92mm)
- **Wall Opening:** 5 1/4"W x 5 1/4"H x 2"D (133mm x 133mm x 51mm)
- **Capacity:** One standard roll with a 5 1/4" (133mm) O.D.
- **UX70-BF (Not Pictured):** Same as UX71-BF, without hood. Also available in satin finish (-SF).



## UX142-BF

### Dual Toilet Tissue Dispenser

Stainless steel toilet tissue dispenser.

- **Overall Sizes:** 13"W x 2"H x 3 7/8"D (359mm x 44mm x 79mm)
- **Capacity:** Two standard rolls with a 5 1/4" (133mm) O.D.
- **UX141-BF:** Same as UX142 with single roll capacity
- **UX141-SF & UX142-SF:** Same as UX141-BF & UX142-BF, with a satin finish





# GRAB BARS

➤ AJW grab bars are fabricated of 18 gauge stainless steel with a standard satin finish. Optional safety grip is also available on all bar configurations. See the ‘How To Specify’ guide below for ordering information. When properly installed, our grab bars can support loads in excess of 300 lbs.

## ➤ HOW TO SPECIFY

Choose series by diameter and flange style:

Choose your finish:

SERIES	DIAMETER	FLANGE STYLE
UG1	1"	Concealed Snap
UG2	1 1/4"	Concealed Snap
UG3	1 1/2"	Concealed Snap
UG20	1 1/4"	Concealed Set Screw
UG30	1 1/2"	Concealed Set Screw
UG120	1 1/4"	Exposed
UG130	1 1/2"	Exposed

FEATURE	SUFFIX
Powder Coated	PC
Safety Grip (Peened)	X

## ➤ SAMPLE NUMBER

**UG2X - N 24303**



## ➤ Configuration-A Series

### Straight Grab Bar

Straight grab bar.

- **Standard Lengths:** 12", 16", 18", 24", 30", 32", 36", 42", 48", 50", 52", 54", 56"
- **Bar Diameters:** 1", 1 1/4", 1 1/2"
- **Flange Styles:** Concealed Set Screw, Concealed Snap and Exposed
- *Other sizes available upon request*

# GRAB BARS



## Configuration-G Series

### Two Wall Grab Bar

Two Wall Grab Bar

- **Standard Lengths:** 30"x16", 30"x18", 36"x18", 36"x24", 36"x42", 52"x36", 54"x36", 24"x24", 30"x30", 36"x36"
- **Bar Diameters:** 1", 1 1/4", 1 1/2"
- **Flange Styles:** Concealed Set Screw, Concealed Snap and Exposed
- *Other sizes available upon request*
- *See measurement guide on page 48*



## Configuration-V Series

### Three Wall Grab Bar

Three wall grab bar, fabricated in two sections.

- **Standard Lengths:** 24"x60"x24" 30"x60"x30" 36"x60"x36"
- **Bar Diameters:** 1", 1 1/4", 1 1/2"
- **Flange Styles:** Concealed Set Screw, Concealed Snap and Exposed
- *Other sizes available upon request*



## Configuration-U

### Swing-Up Stainless Steel Grab Bar

Swing-up grab bar with adjustable tension clutch to control the path of bar.

- **Length:** 29"
- **Bar Diameter:** 1 1/4"
- **Flange Styles:** Exposed Plate
- **UG120-W (Not Pictured):** Same as UG120-U, with a single roll toilet tissue dispenser



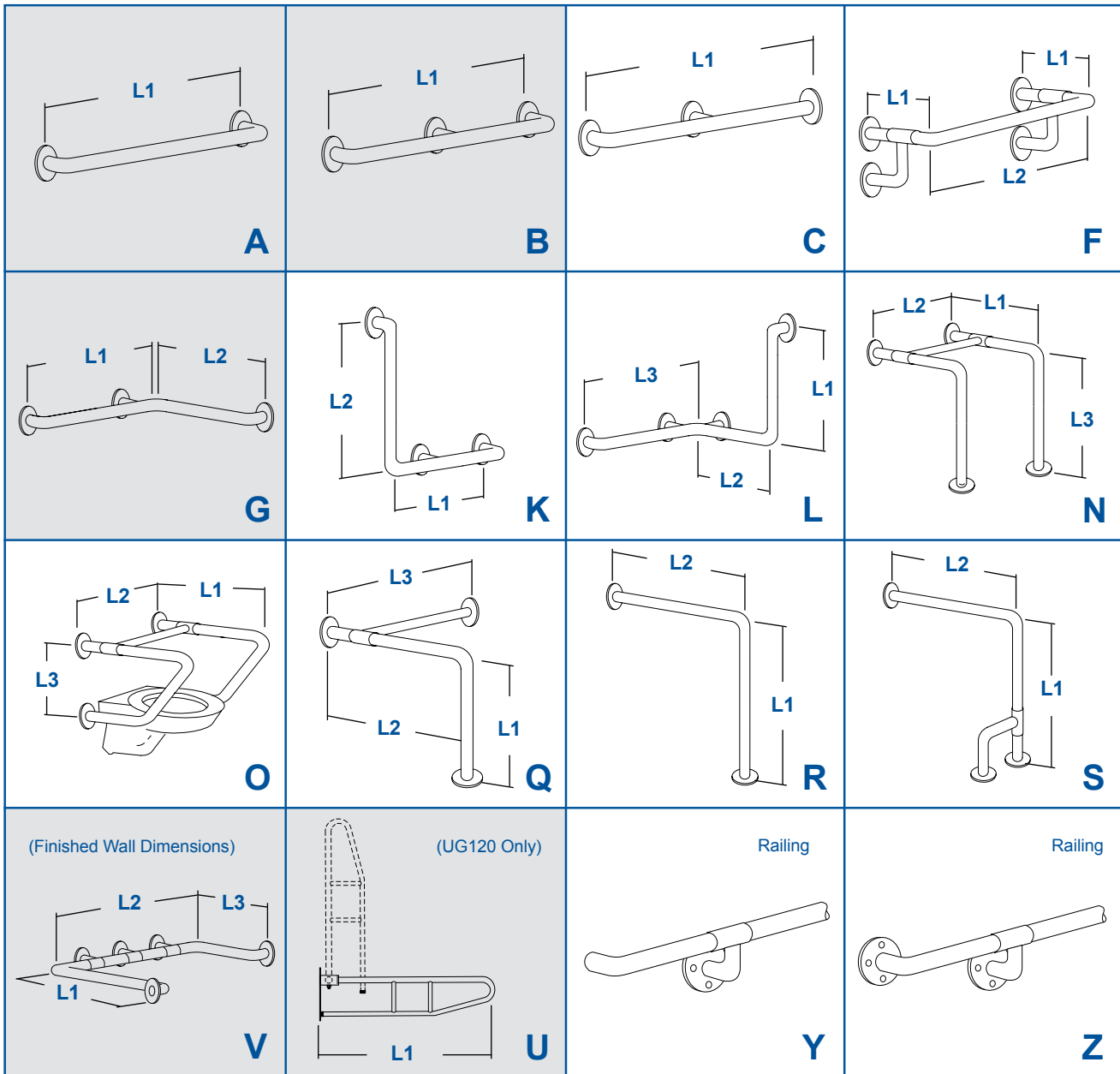
## US130-A Series

### Straight Security Grab Bar

Straight grab bar with a welded closure plate for security applications.

- **Standard Lengths:** 12", 18", 24", 30", 36", 42", 48"
- **Bar Diameter:** 1 1/2"
- **Flange Styles:** Exposed
- *Other sizes available upon request*

# GRAB BARS



## Standard Configurations

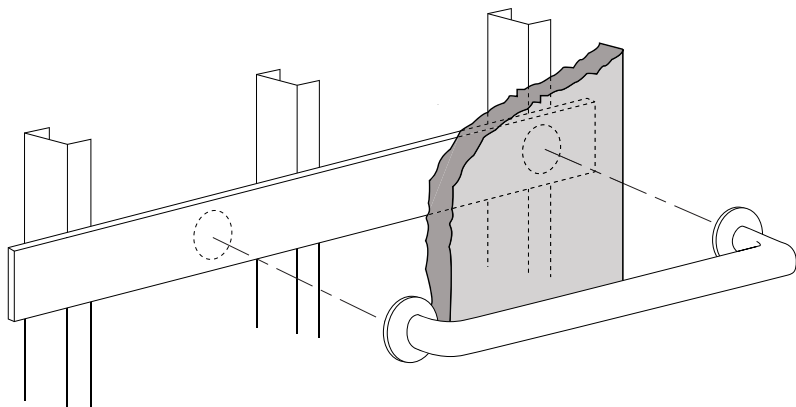
### BP10 - In Wall Mounting Plate

One plate is required per side of grab bar.

(ex. Configuration-G: requires 2 plates)

To determine plate size add 6" to length of grab bar (ex. 12" grab bar requires 18" mounting plate).

Other kits are available for wood, drywall, masonry and partition installation.



# GRAB BARS

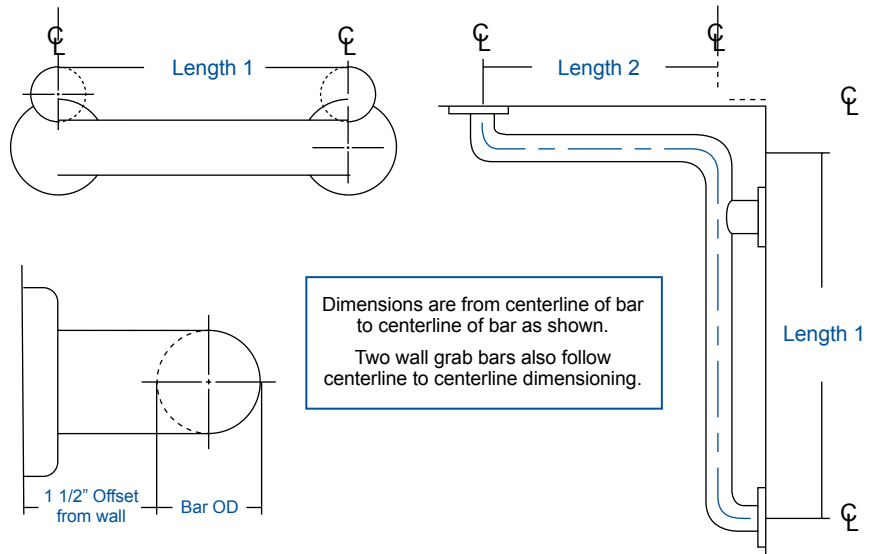
## Measurement Guide

### Wall Clearance:

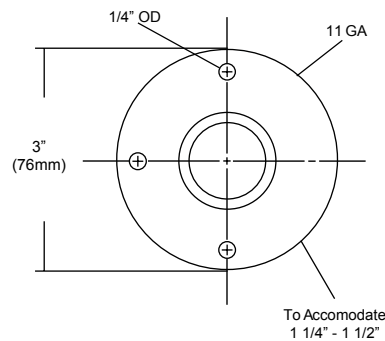
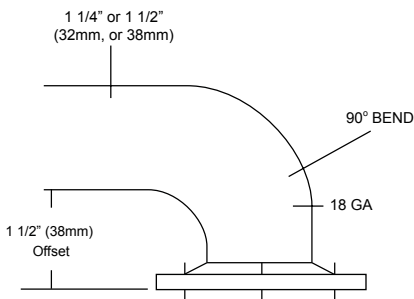
This is commonly known as bar offset. All AJW bars have 1 1/2" clearance between the mounting surface and inside of the bar with the exception of wall to floor bars. (Complies with Federal specification WW-p-541/8b)

### Sizing Bars:

All stainless steel grab bars are measured centerline to centerline. Three sided bars (ex: Configuration-V) must have finished wall sizes supplied when pricing and ordering bars.

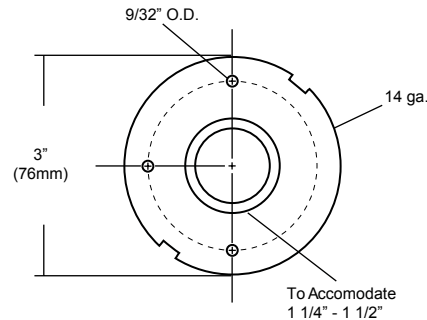
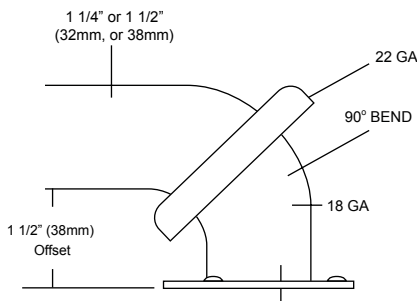


## Flange Type



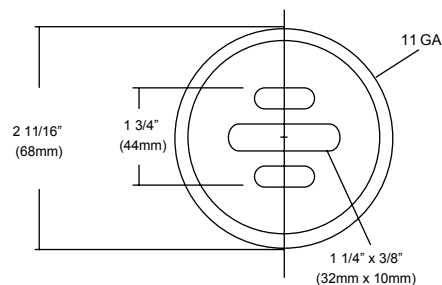
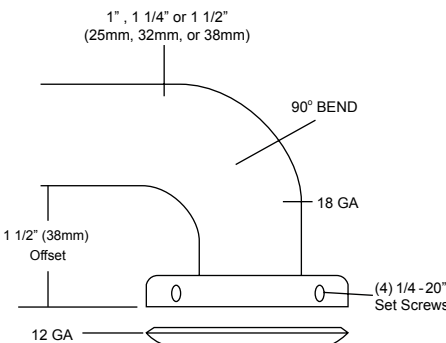
### Exposed Flange

3" O.D. 11 gauge satin finish stainless steel with three (3) mounting points (for 1/4" dia fasteners). Flange is TIG welded to bar for one-piece construction.



### Concealed Snap Flange

3" O.D. deep drawn, 22 gauge stainless steel cover with a satin finish. A 12 gauge stainless steel mounting plate is welded to the bar with 3 (three) mounting points.



### Concealed Set Screw Flange

3" O.D. deep drawn 11 gauge satin finish stainless steel. 12 gauge tennon plate. Flange is secured to plate by means of four (4) 1/4 - 20 stainless steel tamper resistant set screws.

# HEALTHCARE ACCESSORIES

- ▶ AJW healthcare products include shower seats, changing tables, and other products intended for use in healthcare facilities. When mounted properly these products comply with ADA guidelines.

## ▶ ADA GUIDELINES

### 4.21.3 – Shower Seats:

Seating area of shower seat should be at a height between 17" – 19" above the finished floor.

### 4.20.3, 4.26.3 – Tub Seats:

Seats should be mounted to the wall surface securely and will not slip during regular use.

## ▶ SHOWER SEATS

We offer shower seats with a variety of mounting styles and materials to meet any application or requirement. All shower seats should be secured with in-wall concealed mounting whenever possible.

## ▶ BABY CHANGING STATIONS

Changing stations are available in various configurations, mounting styles, materials and colors to meet all applications.

## ▶ SEAT MATERIALS

Cushion Material:

2 1/2" foam cushion covered with water resistant reinforced vinyl fabric.

Seating Area Material:

3/4" high density polyethylene (HDPE).

Frame Material:

18 gauge satin finish stainless steel.

- ▶ Shower seats that mount with stainless steel "hat" style brackets are not intended for application that include shower bases with rounded corners. AJW recommends the U928 for such applications.

# HEALTHCARE ACCESSORIES



## U939

### Polyethylene Folding Shower Seat

Retractable, high density polyethylene shower seat.

- **Seating Area:** 20 1/4"W x 14 3/4"D (514mm x 374mm)
- **Seating Material:** White high density polyethylene
- **Weight Capacity:** 250 lbs. when properly installed
- **U934 (Not Pictured):** Same as U939, with water-resistant reinforced vinyl fabric



## U920

### Polyethylene Bariatric Shower Bench

Retractable, high density polyethylene shower bench.

- **Seating Area:** 29 3/8"W x 12 7/8"D (746mm x 327mm)
- **Seating Material:** White high density polyethylene
- **Weight Capacity:** 1300 lbs. when properly installed



## U921

### Bariatric Shower Seat With Left or Right Handing

Retractable high density polyethylene seat with reversible handing in the field.

- **Seating Area:** 32"W x 20 1/4"D (813mm x 514mm)
- **Seating Material:** White high density polyethylene
- **Weight Capacity:** 1300 lbs. when properly installed
- *Right Handing Shown*



## U925

### Handed Stainless Steel Shower Seat

Handed, stainless steel retractable shower seat.

- **Seating Area:** 32"W x 20 1/2"D (813mm x 521 mm)
- **Seating Material:** Stainless steel with a satin finish
- **Weight Capacity:** 500 lbs. when properly installed
- *Left Handing Shown*

# HEALTHCARE ACCESSORIES



## U926

### Stainless Steel Retractable Shower Bench

Stainless steel retractable shower bench.

- **Seating Area:** 32"W X 12 1/8" D (813mm x 308mm)
- **Seating Material:** Stainless steel with a satin finish
- **Weight Capacity:** 1300 lbs. when properly installed



## U929

### Shower Seat With Left or Right Handing

Handed retractable shower seat with reversible handing in the field.

- **Seating Area:** 32"W x 20 3/4"D (813mm x 527mm)
- **Seating Material:** White high density polyethylene
- **Weight Capacity:** 500 lbs. when properly installed
- *Right Handing Shown*



## U935

### Retractable Back Wall Mounted Tub Seat

Retractable side wall mounting tub seat with non-slip feet.

- **Overall Size:** 29 1/2"W x 14 7/8"D (749mm x 377mm)
- **Seating Area:** 29 1/2"W x 12 7/8"D (749mm x 327mm)
- **Seating Material:** White high density polyethylene



## U936

### Retractable Side Wall Mounted Tub Seat

Retractable side wall mounting tub seat with non-slip feet.

- **Overall Size:** 29 1/2"W x 14 3/4"D (749mm x 374mm)
- **Seating Area:** 28 1/2"W x 14 3/4"D (732mm x 374mm)
- **Seating Material:** White high density polyethylene

# HEALTHCARE ACCESSORIES



## U933

### Retractable Cushioned Shower Seat

Handed, folding shower seat with water-resistant reinforced vinyl fabric cushion.

- **Seating Area:** 32"W x 22"D (813mm x 559mm)
- **Seating Material:** 2" foam cushion covered with water-resistant reinforced vinyl fabric
- **Weight Capacity:** 250 lbs. when properly
- *Left Handing Shown*



## U928

### Shower Seat With Left or Right Handing

Handed, retractable shower seat for shower enclosures with molded bases.

- **Seating Area:** 32"W x 20 3/4"D (813mm x 527mm)
- **Seating Material:** White high density polyethylene
- **Weight Capacity:** 500 lbs. when properly installed
- *Right Handing Shown*



## U930

### Stainless Steel Corner Shower Seat

Stainless steel folding corner mounted shower seat.

- **Seating Area:** 15" x 15 1/4" x 15" (381mm x 387mm x 381mm)
- **Seating Material:** Stainless steel with a satin finish
- **Weight Capacity:** 250 lbs. when properly installed



## U931

### Stainless Steel Recessed Shower Seat

Stainless steel, recessed shower seat that closes when not in use.

- **Seating Area:** 16"W x 16"H x 3 1/2"D (406mm x 406mm x 89mm)
- **Wall Opening:** 15 1/4"W x 15 1/4"H x 2 5/8"D (387mm x 387mm x 67mm)
- **Seating Material:** Stainless steel with a satin finish
- **Weight Capacity:** 300 lbs. when properly installed



# HEALTHCARE ACCESSORIES



## U905

### Stainless Steel Partition Mounted Specimen Pass Box

Partition mounted, dual door, stainless steel specimen pass box.

- **Overall Size:** 14 1/4"W x 14 1/4"H x 8 1/2"D (362mm x 362mm x 216mm)
- **Partition Opening:** 12 1/2"W x 12 1/2"H (318mm x 318mm)
- *Adjustable to fit openings 2 3/4"D - 8"D*



## U951

### Recessed Single Bed Pan Cabinet

Recessed single stainless steel bed pan cabinet with magnetic catch.

- **Overall Size:** 17 1/4"W x 27 1/4"H x 6 1/4"D (438mm x 692mm x 159mm)
- **Wall Opening:** 15 3/4"W x 25 3/4"H x 6"D (400mm x 654mm x 152mm)
- **Capacity:** One standard bed pan
- *See page 39 for collar options*



## U952

### Recessed Dual Bed Pan Cabinet

Recessed dual stainless steel bed pan cabinet with magnetic catch.

- **Overall Size:** 27 1/4"W x 27 1/4"H x 6 1/4"D (692mm x 92mm x 159mm)
- **Wall Opening:** 25 3/4"W x 25 3/4"H x 6"D (654mm x 654mm x 159mm)
- **Capacity:** Two standard bed pans
- *See page 39 for collar options*



## U944

### Horizontal Baby Changing Station

Horizontal polypropylene baby changing station.

- **Overall Size (Closed):** 35 3/16"W x 22 1/4"H x 4"D (894mm x 565mm x 102mm)
- **Overall Size (open):** 35 3/16"W x 22 1/4"H x 23 3/16"D (889mm x 565mm x 589mm)
- **Material:** Anti-microbial polypropylene
- **Colors:** Cream (standard), white granite, grey, and earth
- **U945-GR-SS (Not Pictured):** Same as U944, with stainless steel veneer panel
- **Colors:** Grey, white granite

# HEALTHCARE ACCESSORIES



## U980

### Vertical Baby Changing Station

Vertical polyethylene baby changing station.

- **Overall Size (open):** 22"W x 35 1/2"H x 35"D (559mm x 902mm x 889mm)
- **Material:** Anti-microbial polyethylene
- **Colors:** Cream (standard), white granite, grey



## U987

### Surface Mounted Child Protection Station

Surface mounted child protection station.

- **Overall Size (open):** 12"W x 19"H x 12 1/2"D (305mm x 482mm x 317mm)
- **Colors:** Cream (standard) and grey



## U984-SM

### Surface Mounted Baby Changing Station

Horizontal, stainless steel baby changing station.

- **Overall Size (closed):** 37"W x 23"H x 4"D (940mm x 584mm x 102mm)
- **Overall Size (open):** 37"W x 23"H x 19"D (940mm x 584mm x 483mm)
- **Color:** Grey



## U984

### Recessed Horizontal Baby Changing Station

Horizontal, stainless steel baby changing station.

- **Overall Size (closed):** 37"W x 23"H x 4 1/4"D (940mm x 584mm x 110mm)
- **Overall Size (open):** 37"W x 23"H x 15"D (940mm x 584mm x 381mm)
- **Wall Opening:** 35 1/2"W x 20 1/2"H x 4 1/4"D (902mm x 521mm x 108mm)
- **Color:** Grey

# HEALTHCARE ACCESSORIES



## U985-SM

### Surface Mounted Baby Changing Station

Vertical, stainless steel baby changing station.

- **Overall Size (closed):** 22 1/4"W x 35 1/2"H x 5 1/4"D (565mm x 902mm x 133mm)
- **Overall Size (open):** 22 1/4"W x 35 1/2"H x 29 3/4"D (565mm x 902mm x 756mm)
- **Color:** Grey



## U985

### Recessed Stainless Steel Changing Station

Vertical, stainless steel baby changing station.

- **Overall Size (closed):** 24 1/4"W x 39 1/2"H x 5 1/4"D (615mm x 1003mm x 133mm)
- **Overall Size (open):** 24 1/4"W x 30 3/4"H x 31 1/4"D (615mm x 781mm x 794mm)
- **Wall Opening:** 22 1/8"W x 35 3/8"H x 4"D (562mm x 899mm x 102mm)
- **Color:** Grey



## U986

### Recessed Baby Changing Station

Horizontal, baby changing station with stainless steel recessing flange.

- **Overall Size (closed):** 37"W x 23"H x 4 1/4"D (940mm x 584mm x 108mm)
- **Overall Size (open):** 37"W x 23"H x 19 1/4"D (940mm x 584mm x 489mm)
- **Wall Opening:** 35 1/2"W x 20 1/2"H x 4"D (902mm x 521mm x 102mm)
- **Colors:** Cream and grey



## U106

### Foot Operated Soap Dispenser

Foot operated soap dispenser for hospital scrub rooms and other sterile environments.

- **Overall Size:** 4 1/2"W x 9 1/4"H (7" spout) (114mm x 235mm)
- **Overall Size:** 32 fl. oz.

# HEALTHCARE ACCESSORIES



## U961

### Stainless Steel Single Bed Pan Rack

Stainless steel single bed pan rack.

- **Overall Size:** 11 5/8"W x 12 1/2"H x 4 9/16"D (295mm x 317mm x 108mm)
- **Capacity:** One standard bedpan



## U962

### Stainless Steel Dual Bed Pan Rack

Stainless steel dual bedpan rack.

- **Overall Size:** 12 1/4"W x 28 3/4"H x 4 9/16"D (311mm x 730mm x 108mm)
- **Capacity:** Two standard bedpans



## U965

### Stainless Steel Bed Pan Rack & Urine Bottle Holder

Stainless steel bedpan and urine bottle rack.

- **Overall Size:** 12 3/4"W x 26"H x 4 9/16"D (324mm x 660mm x 108mm)
- **Capacity:** One standard bedpan and one standard urine bottle



## U374

### Stainless Steel Paper Cup Dispenser

Stainless steel surface mounted paper cup dispenser.

- **Overall Size:** 2 3/4"W x 14"H x 2 3/4"D (70mm x 355mm x 70mm )
- **Capacity:** (150) 3-ounce paper cups

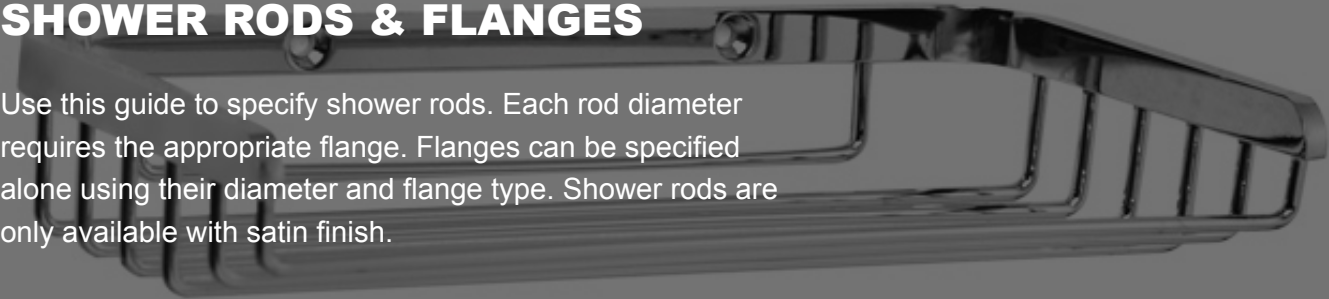
# HOSPITALITY ACCESSORIES

► Hospitality accessories are fabricated with design and aesthetic in mind. See below for an overview of each series.

- **UB Accessories:** Fabricated of a sold brass casting with a chrome, nickel plated finish.
- **UC Accessories:** Fabricated of a high polished chrome plating over virgin zinc cast (Zamac). All accessories meet standard Federal specifications.
- **UX Accessories:** All accessories are stainless steel with a bright or satin finish and provided with a concealed stainless steel mounting plate. When specifying the finish use suffix -BF for a bright or -SF for a satin finish.

## ► SHOWER RODS & FLANGES

Use this guide to specify shower rods. Each rod diameter requires the appropriate flange. Flanges can be specified alone using their diameter and flange type. Shower rods are only available with satin finish.



SERIES	DIAMETER	FLANGE STYLE
UX1	1"	A, B, C, E, J, K
UX2	1 1/4"	A, B, C, J, K

## ► SAMPLE NUMBER

**UX1-E36**



# HOSPITALITY ACCESSORIES



## UX110-BF

### Single Stainless Steel Robe Hook

Bright stainless steel single robe hook with concealed mounting.

- **Standard Sizes:** 2"W x 2"H x 1 5/8"D (51mm x 51mm x 41mm)
- **UX110-SF (Not Pictured):** Same as UX110-BF, with satin finish



## UX111-BF

### Single Stainless Steel Towel Pin

Bright stainless steel single towel pin with concealed mounting.

- **Overall Size:** 2"W x 2"H x 3 7/8"D (51mm x 51mm x 98mm)
- **UX111-SF (Not Pictured):** Same as UX111-BF, with satin finish



## UX112-BF

### Dual Stainless Steel Robe Hook

Bright stainless steel dual robe hook with concealed mounting.

- **Overall Sizes:** 4"W x 2"H x 1 5/8"D (102mm x 51mm x 41mm)
- **UX112-SF (Not Pictured):** Same as UX112-BF, with satin finish



## UX116-BF

### Heavy Duty Dual Coat Hook

Bright stainless steel dual robe hook with concealed mounting.

- **Overall Sizes:** 2"W x 7"H x 2 5/8"D (51mm x 178mm x 66mm)
- **UX116-SF (Not Pictured):** Same as UX116-BF, with satin finish

# HOSPITALITY ACCESSORIES



## UX121-BF

### Stainless Steel Soap Dish with Concealed Mounting

Bright stainless steel soap dish with concealed mounting, and no drain holes.

- **Standard Sizes:** 4 1/4"W x 2 1/8"H x 4 1/4"D (108mm x 54mm x 108mm)
- **UX121-SF (Not Pictured):** Same as UX121-BF, with satin finish
- **UX122-BF (Not Pictured):** Same as UX121-BF, with drain holes
- **UX122-SF (Not Pictured):** Same as UX122-BF, with satin finish



## UX120-BF

### Stainless Steel Toothbrush & Tumbler Holder

Bright stainless steel toothbrush and tumbler holder with concealed mounting.

- **Overall Size:** 4 5/16"W x 2"H x 4 1/8"D (110mm x 51mm x 105mm)
- **UX120-SF (Not Pictured):** Same as UX120-BF, with satin finish



## UX76-BF

### Recessed Dual Toilet Tissue Dispenser

Recessed, hooded toilet tissue dispenser with dual roll capacity and bright polished finish.

- **Overall Sizes:** 12 5/8"W x 6 1/4"H x 3 3/8"D (321mm x 159mm x 86mm)
- **Wall Opening:** 11 3/4"W x 5 1/4"H x 2"D (298mm x 133mm x 51mm)
- **Capacity:** Two standard rolls with 5 1/4" (133mm) O.D.
- **UX76-SF (Not Pictured):** Same as UX76-BF, with satin finish



## UX75-BF

### Recessed Dual Toilet Tissue Dispenser

Recessed toilet tissue dispenser with dual roll capacity without hood and bright polished finish.

- **Overall Sizes:** 12 5/8"W x 6 1/4"H x 3 9/16"D (321mm x 159mm x 92mm)
- **Wall Opening:** 11 3/4"W x 5 1/4"H x 2"D (298mm x 133mm x 51mm)
- **Capacity:** Two standard rolls with a 5 1/4" (133mm) O.D.
- **UX75-SF (Not Pictured):** Same as UX75-BF, with satin finish

# HOSPITALITY ACCESSORIES



## UX71-BF

### Recessed Single Toilet Tissue Dispenser

Recessed, hooded toilet tissue dispenser with single roll capacity and bright polished finish.

- **Standard Sizes:** 6 1/4"W x 6 1/4"H x 3 9/16"D (159mm x 159mm x 92mm)
- **Wall Opening:** 5 1/4"W x 5 1/4"H x 2"D (133mm x 133mm x 51mm)
- **Capacity:** One standard roll with a 5 1/4" (133mm) O.D.
- **UX71-SF (Not Pictured):** Same as UX71-BF, with satin finish



## UX70-BF

### Recessed Toilet Tissue Dispenser

Recessed, single toilet tissue dispenser with bright polished finish.

- **Overall Size:** 6 1/4"W x 6 1/4"H x 3 9/16"D (159mm x 159mm x 92mm)
- **Wall Opening:** 5 1/4"W x 5 1/4"H x 2"D (133mm x 133mm x 51mm)
- **Capacity:** One standard roll 1000 sheet two ply or 1500 sheet single ply roll
- **UX70-SF (Not Pictured):** Same as UX70-BF, with satin finish



## UX142-BF

### Dual Stainless Steel Toilet Tissue Dispenser

Stainless steel toilet tissue dispenser.

- **Overall Size:** 13"W x 2"H x 3 7/8"D (330mm x 51mm x 98mm)
- **UX141-BF:** Two standard rolls with a 5 1/4" (133mm) O.D.
- **UX141-SF & UX142-SF:** Same as UX141-BF & UX142-BF, with a satin finish, and a single roll capacity



## UX130-BF

### Stainless Steel Towel Ring

Bright stainless steel towel ring with concealed mounting.

- **Overall Size:** 4 3/4"W x 5 1/8"H x 2 1/2"D (121mm x 130mm x 64mm)
- **UX130-SF (Not Pictured):** Same as UX130-BF, with satin finish



# HOSPITALITY ACCESSORIES



## UX137-BF-24

### Surface Mounted Towel Shelf

Bright stainless steel towel shelf.

- **Standard Sizes:** 18"W or 24"W x 8 1/8"D (457mm & 609mm x 206mm)
- **UX137-SF (Not Pictured):** Same as UX137-BF, with satin finish



## UX135-BF-24

### Surface Mounted Utility Shelf

Bright stainless steel utility shelf.

- **Standard Sizes:** 18"W or 24"W x 6 1/4"D (457mm & 609mm x 159mm)
- **UX135-SF (Not Pictured):** Same as UX135-BF, with satin finish



## UX119-BF

### Stainless Steel Soap Basket

Bright stainless steel soap basket.

- **Overall Size:** 8 1/4"W x 1 3/8"H x 3 1/2"D (210mm x 35mm x 89mm)



## UX125-BF

### Stainless Steel Soap Dish and Wash Cloth Bar

Bright stainless steel wash cloth bar and soap dish.

- **Standard Sizes:** 14 3/4"W x 2"H x 4 1/4"D (375mm x 51mm x 108mm)
- **UX125-SF (Not Pictured):** Same as UX125-BF, with satin finish

# HOSPITALITY ACCESSORIES



## UX131-BF Series

### Stainless Steel Square Towel Bar

Stainless steel 3/4" square towel bar, specify length (ex. UX131-SF-18).

- **Standard Lengths:** 18", 24", 30", 36" (475mm, 610mm, 762mm, 914mm)
- **UX131-SF Series (Not Pictured):** Same as UX131-BF series, with satin finish
- **UX132-BF Series (Not Pictured):** Same as UX131-BF series, with 3/4" round bar
- **UX132-SF Series (Not Pictured):** Same as UX132-BF series, with satin finish



## UX148-BF

### Stainless Steel Towel Shelf and Drying Bar

Stainless steel towel shelf and drying bar.

- **Overall Size:** 24"W x 6 7/16"H x 8 3/16"D (610mm x 164mm x 208mm)



## UX901

### Adjustable Makeup & Shaving Mirror

Bright polished shaving mirror with 2.5x and 4x magnification and adjustable arm.

- **Overall Size:** 13"H x 14" Max Depth (c/l) (330mm x 356mm)

# HOSPITALITY ACCESSORIES



## UX143-BF

### Stainless Steel Door Bumper

Bright stainless steel door bumper with exposed mounting.

- **Overall Size:** 2"W x 2"H x 2 1/8"D (51mm x 51mm x 54mm)
- **UX143-SF (Not Pictured):** Same as UX143-BF, with satin finish



## UX196-SF

### Recessed Facial Tissue Dispenser

Satin finish stainless steel recessed facial tissue dispenser.

- **Overall Size:** 12"W x 6 1/4"H x 4 1/8"D (305mm x 152mm x 104mm)
- **Wall Opening:** 10 3/4"W x 5 1/4"H x 4"D (273mm x 133mm x 102mm)
- **Capacity:** One standard facial tissue box
- **UX196-BF (Not Pictured):** Same as UX196-SF, with bright finish



## UX196-SF-SM

### Surface Mounted Facial Tissue Dispenser

Satin finish stainless steel surface mounted facial tissue dispenser.

- **Overall Size:** 12"W x 6 1/4"H x 4 1/8"D (305mm x 152mm x 104mm)
- **Capacity:** One standard facial tissue box
- **UX196-BF-SM (Not Pictured):** Same as UX196-SF-SM, with bright finish



## UX192

### Concealed Facial Tissue Dispenser

Concealed facial tissue box mounts behind vanity face to hold one standard facial tissue box.

- **Overall Size:** 10 3/4"W x 5"H x 4"D (273mm x 127mm x 102mm)
- **Capacity:** One standard facial tissue box
- **UX193 (Not Pictured):** Same as UX192, with 2 1/4"D for smaller capacity facial tissue boxes

# HOSPITALITY ACCESSORIES



## UX80-BF

### Recessed Heavy Duty Soap Dish

Bright polished recessed soap dish.

- **Overall Size:** 7 1/8"W x 5"H x 2 3/4"D (181mm x 127mm x 70mm)
- **Wall Opening:** 5 5/8"W x 3 3/4"H x 3"D (143mm x 95mm x 76mm)
- **UX80-SF (Not Pictured):** Same as UX80-BF, with satin finish
- **UX82-BF (Not Pictured):** Bright finish unit, with screw holes
- **UX82-SF (Not Pictured):** Satin finish unit, with screw holes



## UX81-BF

### Recessed Heavy Duty Soap Dish with Bar

Recessed soap dish with wash cloth bar.

- **Overall Size:** 7 1/8"W x 5"H x 4"D (181mm x 127mm x 102mm)
- **Wall Opening:** 5 5/8"W x 3 3/4"H x 3"D (143mm x 95mm x 76mm)
- **UX81-SF (Not Pictured):** Same as UX81-BF, with satin finish
- **UX83-BF (Not Pictured):** Bright finish unit, with screw holes
- **UX83-SF (Not Pictured):** Satin finish unit, with screw holes



## UX61-BF

### Recessed Soap Dish With Wash Cloth Bar

Recessed soap dish with wash cloth bar and plastic soap tray.

- **Overall Size:** 6 1/4" W x 6 1/4" H x 3 1/2" D (165mm x 165mm x 89mm)
- **Wall Opening:** 5 1/4" W x 5 1/4" H x 2"D (133mm x 133mm x 51mm)
- **UX61-SF (Not Pictured):** Same as UX61-BF, with satin finish
- **UX60-BF (Not Pictured):** Bright finish unit, without washcloth bar
- **UX60-SF (Not Pictured):** Satin finish unit, without washcloth bar



## UX938

### Surface Mounted Retractable Clothesline

Surface mounted retractable clothes line.

- **Overall Size:** 3 9/16"OD x 2 3/16"D (89mm x 57mm)
- **Line Length:** 85' (2159mm)

# HOSPITALITY ACCESSORIES



## UC72

### "Hide-A-Roll" Dispenser

Chrome toilet tissue dispenser with hidden storage for an additional roll.

- **Overall Size:** 6 5/16"W x 6 5/16"H x 6 9/16"D (160mm x 160mm x 167mm)
- **Wall Opening:** 5 3/8"W x 5 3/8"H x 4"D (137mm x 137mm x 102mm)
- **Capacity:** One standard roll with a 5 1/4" (133mm) O.D. with one spare roll



## UC31

### Chrome Plated Towel Bar

Chrome on Zamac, 3/4" square towel bar.

- **Standard Lengths:** 18", 24", 30" (457mm, 610mm, 762mm)



## UC10

### Single Zamac Coat Hook

Chrome on Zamac single coat hook with a chrome finish.

- **Overall Size:** 2 1/8"W x 1 11/16"H x 2 3/16"D (54mm x 44mm x 56mm)



## UC12

### Dual Zamac Coat Hook

Chrome on Zamac dual coat hook with a chrome finish.

- **Overall Size:** 2 5/8"W x 1 11/16"H x 2 9/16"D (67mm x 44mm x 40mm)

# HOSPITALITY ACCESSORIES



## UC20

### Zamac Toothbrush & Tumbler Holder

Chrome on Zamac toothbrush & tumbler holder with a chrome finish.

- **Overall Size:** 3 13/16"W x 1 11/16"H x 3"D (97mm x 44mm x 76mm)



## UC21

### Zamac Soap Dish With Concealed Mounting

Chrome on Zamac soap dish.

- **Overall Size:** 3 13/16"W x 1 11/16"H x 3"D (97mm x 44mm x 76mm)
- **UC22 (Not Pictured):** Same as UC21, with drain holes



## UC30

### Zamac Towel Ring With Concealed Mounting

Chrome on Zamac towel ring.

- **Overall Size:** 5 3/4"W x 4 3/8"H x 1 5/8"D (146mm x 110mm x 43mm)



## UC42

### Zamac Dual Toilet Tissue Dispenser

Chrome on Zamac toilet tissue dispensers with white plastic spindles.

- **Overall Size:** 14 1/8"W x 1 13/16"H x 3 1/8"D (359mm x 44mm x 79mm)
- **Capacity:** Two standard rolls with a 5 1/4"D (133mm) O.D.
- **UC41:** Same as UC42, with single roll capacity

# HOSPITALITY ACCESSORIES



## UB14

### Chrome Coat Hook with Bumper

Chrome-plated brass coat hook with door bumper, and exposed mounting

- **Overall Size:** 1 3/8"W x 2 1/2" x H x 3"D (35mm x 64mm x 76mm)



## UB16

### Heavy Duty Chrome Coat Hook

Chrome-plated brass coat hook with set screw concealed mounting.

- **Overall Size:** 3"W x 3"W x 3 1/4"D (76mm x 76mm x 83mm)



## UB17

### Heavy Duty Chrome Coat Hook

Chrome-plated brass coat hook with exposed mounting.

- **Overall Size:** 2 3/4"W x 2 7/8"H x 3 1/8"D (70mm x 73mm x 80mm)



## UB13

### Chrome Hat & Coat Hook

Chrome-plated brass coat hook with exposed mounting.

- **Overall Size:** 1 3/16"W x 2 1/4"W x 2 7/8"D (30mm x 57mm x 73mm)

# HOSPITALITY ACCESSORIES



## ▀ UB32-BF Series

### Heavy Duty Chrome Towel Bar

Chrome-plated brass posts with exposed mounting and stainless steel 1" O.D. bar.

- **Standard Lengths:** 18", 24", 30", 36" (457mm, 610mm, 762mm, 914mm)
- **UB32-SF Series (Not Pictured):** Same as UB32-BF, with satin finish



## ▀ UX1-A Series

### Concealed Shower Curtain Flange & Rod

Style-A chrome-plated brass shower curtain rod flange with concealed mounting.

- **Bar Diameter (UX1):** 1" (25mm)
- **Bar Diameter (UX2):** 1 1/4" (32mm)
- **Standard Bar Lengths:** 36", 42", 48", 60", 72" (914mm, 1066mm, 1219mm, 1524mm, 1829mm)



## ▀ UX1-B Series


### Exposed Shower Curtain Flange & Rod

Style-B satin finish stainless steel shower curtain rod flange with exposed mounting.

- **Bar Diameter (UX1):** 1" (25mm)
- **Bar Diameter (UX2):** 1 1/4" (32mm)
- **Standard Bar Lengths:** 36", 42", 48", 60", 72" (914mm, 1066mm, 1219mm, 1524mm, 1829mm)
- *Available with curved rods*



# HOSPITALITY ACCESSORIES



## UX1-E Series

### Security Shower Curtain Flange & Rod

Style-E satin finish, stainless steel shower curtain rod flange with breakaway design for security applications.

- **Bar Diameter** (UX1): 1" (25mm)
- **Standard Bar Lengths:** 36", 42", 48", 60", 72" (914mm, 1066mm, 1219mm, 1524mm, 1829mm)



## UX1-J Series

### Concealed Snap-On Shower Curtain Flange & Rod

Style-J satin finish, stainless steel shower curtain rod flange with concealed snap flange.

- **Bar Diameter** (UX1): 1" (25mm)
- **Bar Diameter** (UX2): 1 1/4" (32mm)
- **Standard Bar Lengths:** 36", 42", 48", 60", 72" (914mm, 1066mm, 1219mm, 1524mm, 1829mm)
- *Available with curved rods*



## UX1-K Series

### Exposed Curtain Flange & Rod

Style-K satin finish stainless steel shower curtain rod flange with exposed mounting.

- **Bar Diameter** (UX1): 1" (25mm)
- **Bar Diameter** (UX2): 1 1/4" (32mm)
- **Standard Bar Lengths:** 36", 42", 48", 60", 72" (914mm, 1066mm, 1219mm, 1524mm, 1829mm)

# HOSPITALITY ACCESSORIES



## UX1-V

### Heavy Duty Ceiling Shower Rod Support

Overhead satin finish stainless steel support recommended for shower curtain rods over 72"L.

- **Bar Diameter (UX1):** 1" (25mm)
- **Standard Bar Lengths:** 18", 24", 30", 36" (457mm, 609mm, 762mm, 914mm)
- **UX2-V (Not Pictured):** Same as UX1-V, to accommodate 1 1/4" O.D. shower rod.



## UX250 Series

### Anti-Bacterial Fabric & Vinyl Shower Curtains

Anti-Bacterial shower curtains with hemmed tops.

- **Standard Lengths:** 36"x72", 42"x72", 48"x72", 60"x72", 72"x72"
- **UX250P:** White, Anti-Bacterial vinyl
- **UX250A:** White, Anti-Bacterial fabric
- **UX250W:** White duck, Anti-Bacterial fabric



## UX169

### Stainless Steel Shower Curtain Ring

Bright stainless steel shower curtain hook to fit 1"-1 1/4" OD shower rods.

- **Overall Size:** 1 3/8"W x 2 7/8"H (35mm x 73mm)
- **UX171 (Not Pictured):** Same as UX169, with ball bearings for smoother operation
- **Hook Quantities Needed:** 36" - 6, 42" - 7, 48" - 8, 60" - 10, 72" - 12



## UX1 Curved Shower Rods

### Curved Shower Rod

Stainless steel curved shower curtain rod with a satin finish.

- **Bar Diameter (UX1):** 1" (25mm)
- **Flanges Available:** Style-B (exposed), Style-J (concealed)
- **Standard Bar Lengths:** 48", 60", 72" (1219mm, 1524mm, 1829mm)
- *Specify length and flange when ordering (ex. UX1-B60-CV). See page 57 for configuration and ordering guide.*

# JANITORIAL ACCESSORIES

- ▶ AJW janitorial accessories are designed with versatility and function in mind. We provide numerous hook, mop holder and utility shelf combinations. We understand that not all workspaces are the same. We provide varying lengths and hook quantities that will fit any space, large or small.



## UJ11A

### Heavy Duty Dual Coat Hook Strip

Heavy Duty Dual Coat Hook Strip

- **Overall Size:** 26"L (660mm)
- **Hooks:** (3) UX116-SF hooks
- **UJ11B (Not Pictured):** 36"L (914mm) with four (4) hooks
- **UJ11C (Not Pictured):** 46"L (1168mm) with five (5) hooks



## UJ12A

### Mop Holder Strip With Single Mop Holders

Heavy duty mop holder strip.

- **Overall Size:** 26"L (660mm)
- **Hooks:** Three (3) UJ19 mop holders
- **UJ12B (Not Pictured):** 36"L (914mm) with four (4) holders
- **UJ12C (Not Pictured):** 46"L (1168mm) with five (5) holders
- **UJ12D (Not Pictured):** 56"L (1422mm) with six (6) holders



# JANITORIAL ACCESSORIES



## UJ13B

### Mop Holder Strip & Shelf Combination

Heavy duty mop holder strip and shelf.

- **Overall Size:** 36"L (914mm)
- **Hooks:** Four (4) UJ19 mop holders
- **UJ13A (Not Pictured):** 24"L (610mm) with three (3) holders
- **UJ13C (Not Pictured):** 48"L (1219mm) with five (5) holders
- **UJ13D (Not Pictured):** 60"L (1524mm) with six (6) holders



## UJ14A

### Double Robe & Towel Hook Strip

Heavy duty double hook strip.

- **Overall Size:** 24"L (610mm)
- **Hooks:** Three (3) UJ16 hooks
- **UJ14B (Not Pictured):** 36"L (914mm) with four (4) hooks
- **UJ14C (Not Pictured):** 46"L (1168mm) with five (5) hooks
- **UJ14D (Not Pictured):** 56"L (1422mm) with six (6) hooks



## UJ16

### Heavy Duty Robe & Towel Hook

Heavy duty robe and towel hook.

- **Overall Size:** 1"W x 6 11/16"H x 2 1/8"D (25mm x 170mm x 54mm)



## UJ19

### Stainless Steel Single Mop Holder

Single mop holder.

- **Overall Size:** 2 9/16"W x 1 5/16"H x 1 3/16"D (65mm x 33mm x 30mm)

# JANITORIAL ACCESSORIES

---

## UJ30A

### Single Hook Strip with Shelf Combination

Heavy duty hook strip with 5"D shelf.

- **Overall Size:** 26"L (660mm)
- **Hooks:** Three (3) single hooks (UX110-SF)
- **UJ30B (Not Pictured):** 26"L (660mm) with four (4) hooks
- **UJ30C (Not Pictured):** 36"L (914mm) with five (5) hooks



## UJ31B

### Double Hook Strip with Shelf Combination

Heavy duty double robe hook strip with 5"D shelf.

- **Overall Size:** 26"L (660mm)
- **Hooks:** Two (2) double hooks (UX112-SF)
- **UJ31A (Not Pictured):** 16"L (406mm) with two (2) hooks
- **UJ31C (Not Pictured):** 36"L (914mm) with four (4) hooks



## UJ23

### Heavy Duty Stainless Steel Coat Hook

Heavy Duty Stainless Steel Coat Hook

- **Overall Size:** 1 1/4"W x 2 5/16"H x 1 1/4"D (32mm x 59mm x 32mm)



# JANITORIAL ACCESSORIES

---

## UJ41A

### Mop Holder, Hook Strip & Drying Rod Combination

Janitorial mop holder and hook strip with 8" mounted shelf and drying rod.

- **Overall Size:** 30"L (762mm)
- **Hooks:** Three (3) holders and two (2) hooks
- **UJ41B (Not Pictured):** 36"L (914mm) with four (4) holders and three (3) hooks
- **UJ41C (Not Pictured):** 42"L (1066mm) with five (5) holders and four (4) hooks
- **UJ41D (Not Pictured):** 48"L (1219mm) with six (6) holders and five (5) hooks



## UJ45A

### Shelf with Utility Hook & Mop Strip Combination

Janitorial mop holder and hook strip combination with 8" mounted shelf.

- **Overall Size:** 34"L (864mm)
- **Hooks:** Four (4) hooks and three (3) holders
- **UJ45B (Not Pictured):** 44"L (1117mm) with four (4) holders and five (5) hooks
- **UJ45C (Not Pictured):** 54"L (1372mm) with five (5) holders and six (6) hooks



## UJ18

### Heavy Duty Stainless Steel Pail or Ladder Hook

Heavy duty janitorial hook for pail or ladder storage fabricated of 14 gauge stainless steel.

- **Overall Size:** 1 1/4"W x 6 3/4"H x 8 1/4"D (32mm x 171mm x 209mm)



# JANITORIAL ACCESSORIES

---



## UJ21

### Heavy Duty Stainless Steel Clothes Hook

Heavy duty 11 gauge satin finish stainless steel coat hook with exposed mounting.

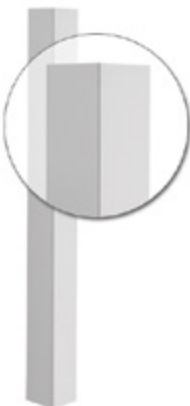
- **Overall Size:** 1 1/4"W x 2 1/8"H x 1 1/4"D (32mm x 54mm x 32mm)

## UJ22

### Heavy Duty Stainless Steel Clothes Hook

Heavy duty 11 gauge satin finish stainless steel coat hook with exposed mounting.

- **Overall Size:** 1 1/4"W x 2 5/16"H x 1 1/8"D (32mm x 59mm x 29mm)



## UM10-0348

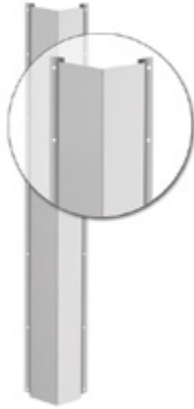
### Stainless Steel Finished Wall Corner Guard

Stainless steel 18 gauge corner guard for finished walls and doorways.

- **Standard Sizes:** 3 1/2" W x 3 1/2"W x 48"H (89mm x 89mm x 1219mm)
- **Options:** Exposed mounting points
- *Mounting adhesive not supplied*

# JANITORIAL ACCESSORIES

---



## UM20-0448

### Stainless Steel Rough Wall Corner Guard

Stainless steel 18 gauge corner guard for rough walls and doorways.

- **Standard Sizes:** 4 1/2"W x 4 1/2"W x 48"H (114mm x 114mm x 1219mm)
- **Options:** Exposed mounting points
- *Mounting adhesive not supplied*

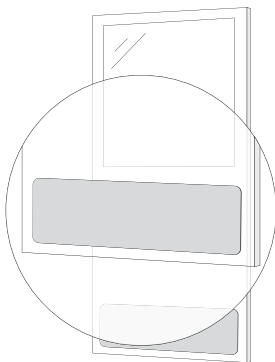
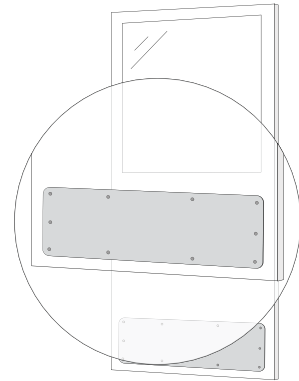
---

## UM50-3008

### Stainless Steel Kick Plate With Exposed Mounting

Stainless steel 18 gauge satin finish kick plate with exposed mounting.

- **Overall Size (standard):** 8"H x 30"W (203mm x 762mm)



---

## UM51-3008

### Stainless Steel Kick Plate

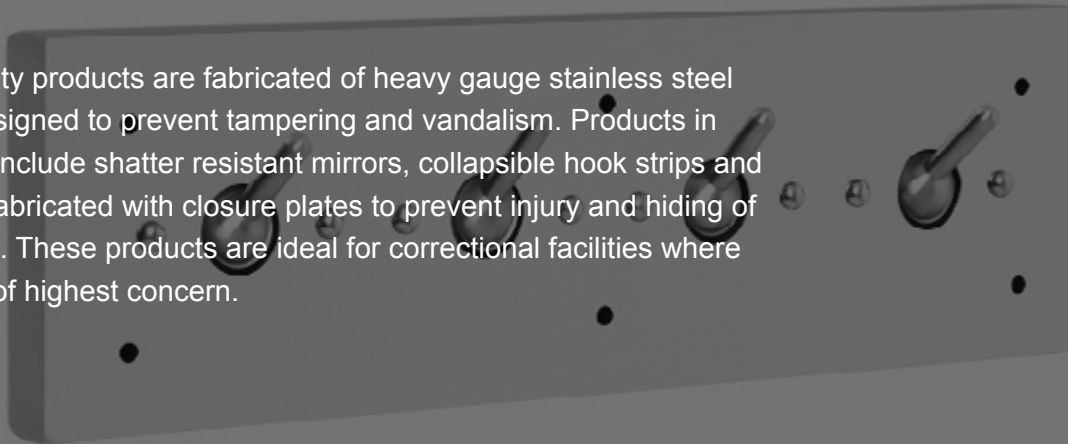
Stainless steel 18 gauge satin finish kick plate mounted with adhesive.

- **Overall Size (standard):** 8"H x 30"W (203mm x 762mm)
- *Mounting adhesive not supplied*



# SECURITY PRODUCTS

- ▶ AJW security products are fabricated of heavy gauge stainless steel and are designed to prevent tampering and vandalism. Products in this series include shatter resistant mirrors, collapsible hook strips and grab bars fabricated with closure plates to prevent injury and hiding of contraband. These products are ideal for correctional facilities where security is of highest concern.



## US17

### Heavy Duty Collapsible Security Hook

Heavy Duty Collapsible Security Hook with adjustable tension control designed to prevent injury.

- **Overall Sizes:** 1"W x 4 5/16"H x 3"D (25mm x 109mm x 76mm)



## US18

### Chase Mounted Security Clothes Hook

Heavy duty security clothes hook with pivoting ball joint to prevent injury.

- **Overall Sizes:** 4"W x 4"H x 2 1/4"D (102mm x 102mm x 57mm)
- **US19 (Not Pictured):** Same as US18, with exposed mounting

# SECURITY PRODUCTS



## US22

### Stainless Steel Security Soap Dish

Surface mounted, 7 ga. stainless steel soap dish.

- **Overall Sizes:** 5"W x 2 1/4"H x 2 13/16"D (127mm x 57mm x 68mm)
- **US21 (Not Pictured):** Same as US22, with chase mounting



## US23 Series

### Towel Bar

Heavy duty stainless steel towel bar, welded to form a one-piece construction.

- **Standard Lengths:** 18", 24", 30" (457mm, 610mm, 762mm)
- *Specify length when ordering (ex. US23-24)*



## US39

### Security Hook Strip

Heavy duty security hook strip with collapsible hooks.

- **Overall Sizes:** 18"W x 5 1/2"x H x 3"D (Wall to hook) (457mm x 140mm x 76mm)
- **Hooks:** Four (4) US17 security hooks



## US40

### Security Hook Strip

Heavy duty security hook strip with collapsible pivoting ball joint hooks.

- **Overall Size:** 18"W x 5 1/2"x H x 2 1/4"D (Wall to hook) (457mm x 140mm x 57mm)
- **Hooks:** Four (4) US18 security hooks

# SECURITY PRODUCTS



## US51

### Chase Mounted Security Hook Strip & Shelf Combination

Heavy duty collapsible security hook strip and utility shelf combination.

- **Overall Size:** 18"W x 11"H x 8"D (457mm x 279mm x 203mm)
- **Hooks:** Four (4) security hooks
- **US52 (Not Pictured):** Same as US51, with exposed mounting

## US53

### Chase Mounted Security Hook Strip & Shelf Combination

Heavy duty collapsible security hook strip and utility shelf combination.

- **Overall Size:** 18"W x 11"H x 8"D (457mm x 279mm x 203mm)
- **Hooks:** Four (4) security hooks
- **US54 (Not Pictured):** Same as US53, with exposed mounting



## US806

### Security Dual Toilet Tissue Dispenser

Dual toilet tissue dispenser with keyed lock, controlled delivery and heavy gauge stainless steel bracket.



- **Overall Size:** 13 3/4"W x 2 3/8"H x 4"D (349mm x 60mm x 102mm)
- **Capacity:** Two standard rolls with a 5 1/4" (133mm) O.D.
- **US805 (Not Pictured):** Same as US806, with single roll capacity
- **US805-NC & US806-NC:** Same as US805 & US806 with non-controlled delivery

# SECURITY PRODUCTS

---



## US889

### Security Dual Toilet Tissue Dispenser

Hooded dispenser with a stainless steel tube as the spindle (padlock not included).

- **Overall Sizes:** 10 1/8"W x 5 1/8"H x 4 3/16"D (257mm x 130mm x 106mm)
- **Capacity:** Two standard rolls with a 5 1/4" (133mm) O.D.
- **US888 (Not Pictured):** Same as US889 with single roll capacity

## US11

### Security Toilet Tissue Holder

Single roll 18 gauge stainless steel toilet tissue holder with exposed mounting and capped end.

- **Overall Sizes:** 3"OD x 5 1/2"H x 3 5/8"D (76mm x 140mm x 92mm)
- **Capacity:** One standard roll with a 5 1/4" (133mm) O.D.



## US80

### Chase Mounted Recessed Stainless Steel Security Soap Dish



Recessed security soap dish for chase walls, with satin finish.

- **Overall Sizes:** 7"W x 5"H x 2 3/4"D (178mm x 127mm x 70mm)
- **Wall Opening:** 5 7/8"W x 3 7/8"H x 2 3/4"D (149mm x 98mm x 70mm)

# SECURITY PRODUCTS

---



## US7138B

### Exposed Mounting Security Mirror

Stainless steel heavy duty angle frame security mirror.

- **Standard Sizes:** 12" x 16", (custom sizes available)
- **Reflective Surfaces Available:** Brightly Polished Steel, Plastic Acrylic
- **US7128B (Not Pictured):** Same as US7138B with concealed mounting points for chase walls

---

## US74

### Chase Mounted Security Toilet Tissue Holder

Recessed, security toilet tissue holder with concealed mounting.

- **Overall Sizes:** 6 1/4" OD x 4 5/16"D (159mm x 110mm)
- **Wall Opening:** 5 3/4"W x 4 3/4"D (146mm x 121mm)
- **Capacity:** One standard roll with a 5 1/4" (133mm) O.D.



## US75

### Security Toilet Tissue Holder

Recessed, security toilet tissue holder with exposed mounting.

- **Overall Sizes:** 8"W x 8"H" x 4 1/4"D (203mm x 203mm x 108mm)
- **Wall Opening:** 5 3/4"Diameter x 4"D (146mm x 121mm)
- **Capacity:** One standard roll with a 5 1/4" (133mm) O.D.

# SECURITY PRODUCTS

---



## US740

### Frameless Stainless Steel Security Mirror

One-piece stamped, high polish stainless steel, tamper-resistant security mirror with exposed mounting.

- **Overall Size:** 11 1/4"W x 17 1/4"H x 1/4"D (286mm x 438mm x 6mm)

---

## US130-A Series

### Straight Bar With Closure Plate

Straight grab bar with a closure plate for security applications.

- **Standard Lengths:** 12", 18", 24", 30", 36", 42", 48"
- **Bar Diameter:** 1 1/2"
- **Flange Style:** Exposed
- *Specify length when ordering (ex. US130-A24)*




---

## US130-G Series

### Two Wall Bar With Closure Plate

Two wall grab bar with a closure plate for security applications.


- **Standard Lengths:** 16" x 30", 18" x 30", 24" x 36"
- **Bar Diameter:** 1 1/2"
- **Flange Style:** Exposed
- *Specify length & handing when ordering (left handing shown, ex. US130-G3016L)*
- *Due to the security applications of this product, the entire length of closure plate must maintain contact with wall surface. AJW is not responsible for improper application due to variations in wall construction and surface.*



- Solid Plastic Partitions
- Stainless Steel Partitions
- Baked Enamel Partitions
- Phenolic Black Core Partitions
- Plastic Laminate Partitions



- Markerboards
- Tackboards
- Sliders
- Combination Boards
- Glass Markerboards



- Standard Series Lockers
- Professional Series Lockers
- Athletic Series Lockers
- TA-50 Series Lockers
- Benches



Volume 1

509 Temple Hill Road  
New Windsor, NY 12553-5532

**Phone** (845) 562-3332

**Fax** (845) 562-3391

[www.ajw.com](http://www.ajw.com)

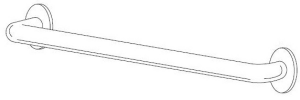
# CONFIGURATIONS

Grab Bars

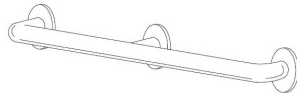
Job #:

Item #:

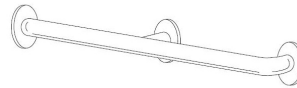
Quantity:



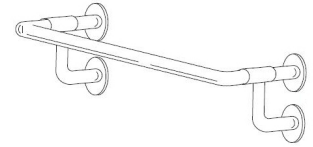
A



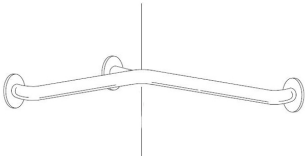
B



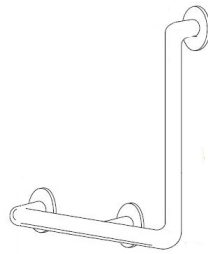
C



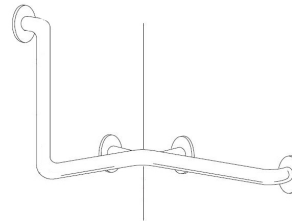
F



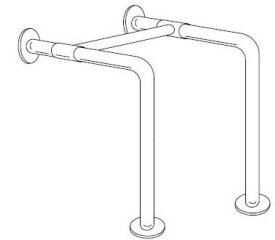
G



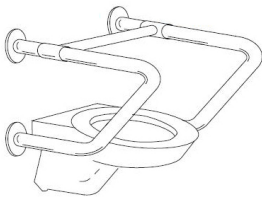
K



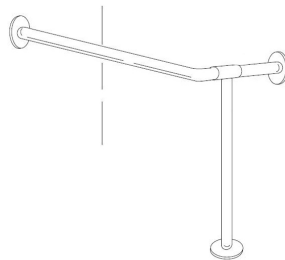
L



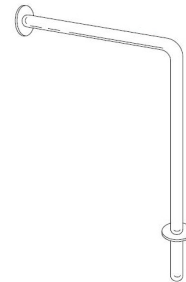
N



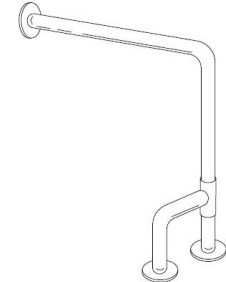
O



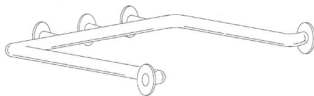
Q



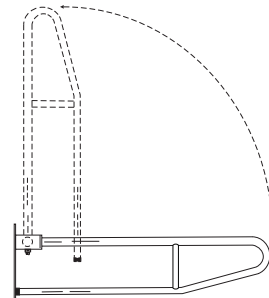
R



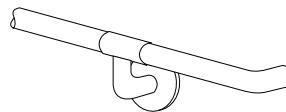
S



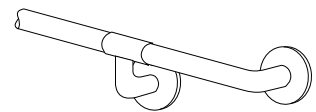
V



U



Y



Z

**\*When measuring and ordering grab bars, remember bars are sized centerline to centerline.**

**\*Grab Bars comply with ADA Code 4.26.2**

**\*Non-chloric and non-abrasive cleaners should be used to clean surface of bars and flanges.**

**\*Custom sizes available upon request**



## LEED Credit Information – Washroom Accessories

As intimidating as LEED certification may seem, we know that a little extra help goes a long way. That's why the AJW collection includes various products that can help you come closer to earning your LEED certification. While LEED doesn't certify products, using recycled, sustainable, and energy-efficient products earns you points in the LEED program.

The LEED credit information for AJW Washroom Accessories is as follows:

- **Sourced Material:** Stainless steel sourced within a 500 mile radius. Our stainless steel products will help with your eligibility toward MR Credits 5.1 and 5.2 if your project is within 500 miles of our manufacturing facility in New Windsor, NY and the original source, Pittsburgh, PA.
- **Raw material:** All AJW stainless steel products are made up of between 55% and 65% recycled material. 35% of our stainless steel is recycled pre-consumer and 25% is recycled post-consumer. Our stainless steel will help with your eligibility toward MR Credits 4.1 and 4.2.
- **Plastics:** All plastic AJW baby changing stations are made up of 50% recycled polyethylene, and AJW HD plastic retractable shower seat decks are made of 35% pre-consumer recycled polymers. Our plastic materials will help with your eligibility toward MR Credits 4.1 and 4.2.
- **Packaging:** Our corrugated cardboard packaging is made up of 87% post-consumer recycled material.
- **Glass:** All glass used in AJW mirrors are made up of 20% pre-consumer recycled materials.



## **Warranty – Washroom Accessories**

### **Accessories**

AJW guarantees its Washroom Accessories to be free of material defects, and defects from workmanship for a period of one (1) year from the date of shipment.

### **Baby Changing Stations**

AJW baby changing stations are guaranteed for five (5) years from the date of shipment.

### **Mirrors**

We guarantee our mirrors against silver spoilage for a period of fifteen (15) years under normal use. This guarantee includes all 1/4" plate glass mirrors including tempered, laminated, and all other 1/4" safety glass mirrors.

### **Hand Dryers**

Our Jet Air hand dryers are warranted to be free of defects from workmanship under normal use and maintenance for a period of five (5) years from date of shipment (with the exception of the U1511EA which has a warranty period of two (2) years from date of shipment). Hand dryer warranty info is as follows:

- U1511EA- 2 Year Limited Warranty, Motor Brushes 2 Years, Eye Sensor One Year
- U1512EA- 5 Year Limited Warranty, Motor Brushes 2 Years, Eye Sensor One Year
- U1521EA- 5 Year Limited Warranty, Eye Sensor One Year
- U1525EA- 5 Year Limited Warranty, Eye Sensor One Year

**This warranty excludes defects in the Washroom Accessory caused by: vandalism, improper use, improper installation, neglect, and environmental damage.**

**If the Washroom Accessory is found to be defective in workmanship or materials within the warranty period, AJW will replace all affected components, free of charge. AJW will not be responsible for any other expenses including, but not limited to: removal costs, installation costs, freight costs, or any other costs associated with the repair or replacement of the product.**

**The replacement or repair of defective material as stated in this warranty shall constitute the sole remedy of the buyer and the sole liability of AJW under this warranty. AJW shall not be liable for any incidental, consequential, or indirect damages caused by the failure or defect in the material supplied, or any delay in the replacement or repair of warranty items.**

**Warranty claims must be made during the warranty period, and communicated to AJW by contacting AJW Architectural Products at: 509 Temple Hill Road – New Windsor, NY 12553 – Phone: 845-562-3332.**