

date  
projectname  
attn  
from  
fax  
email  
phone

5/15/16  
ERAU  
ABS  
AbA



**U450-12**  
Surface Mounted Waste Receptacle

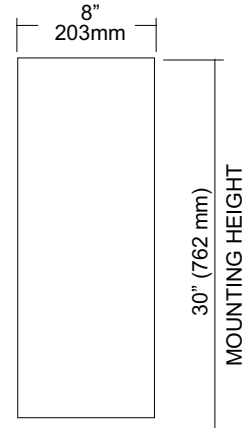
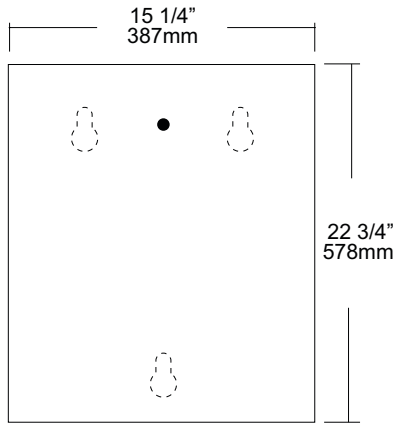
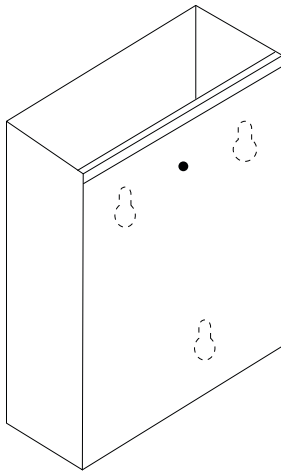
Revision 10/14

JOB #:

ITEM #:

QUANTITY:

MOUNTING	HANDING	TYPE	SIZE	OTHER



**SPECIFICATIONS**

**Waste:** Fabricated of #22 ga stainless steel with a #4 satin finish on all exposed surfaces. All leading edges are hemmed and have a radius to prevent injury.  
**Back:** Fabricated of stainless steel formed for rigidity with multiple welds to cabinet body.  
**Overall Size:** 15 1/4"W x 22 3/4"H x 8"D  
**387mm x 578mm x 203mm**  
**Waste Capacity:** 12 gallons (3.0 cu ft)  
**Options:**  
 -CV: Covered Waste  
 -VL1 :13 gallon liner

**INSTALLATION**

Provide an area on wall surface at desired or specified location. Hold unit to wall surface, making sure unit is level and transfer mounting points. Drill pilot holes. Using proper fasteners per application, secure unit to wall surface.

**NOTES**

Formerly Model #: U460



**U450-2**  
Surface Mounted Waste Receptacle

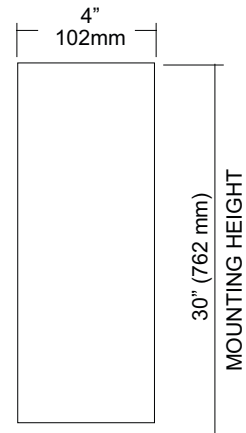
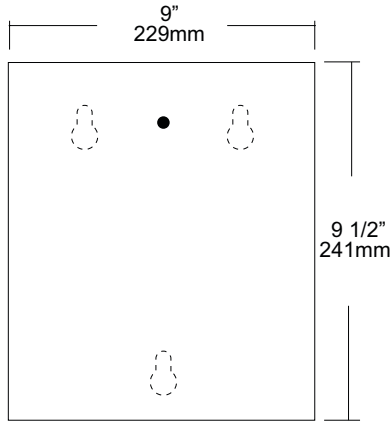
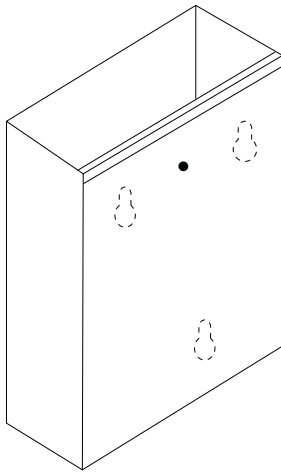
Revision 10/14

JOB #:

ITEM #:

QUANTITY:

MOUNTING	HANDING	TYPE	SIZE	OTHER



**SPECIFICATIONS**

**Waste:** Fabricated of #22 ga stainless steel with a #4 satin finish on all exposed surfaces. All leading edges are hemmed and have a radius to prevent injury.

**Back:** Fabricated of stainless steel formed for rigidity with multiple welds to cabinet body.

**Overall Size:** 9"W x 9 1/2"H x 4"D  
**229mm x 241mm x 102mm**

**Waste Capacity:** 2 gallons (.26 cu ft)

**Options:**

- CV: Covered Waste
- VL3: 2.75 Gallon Liner

**INSTALLATION**

Provide an area on wall surface at desired or specified location. Hold unit to wall surface, making sure unit is level and transfer mounting points. Drill pilot holes. Using proper fasteners per application, secure unit to wall surface.

**NOTES**

Formerly Model #: U450



# U450-21

Surface Mounted Waste Receptacle


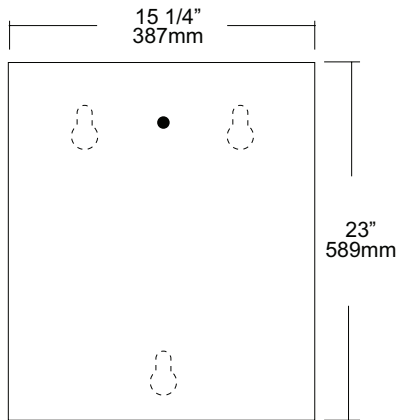
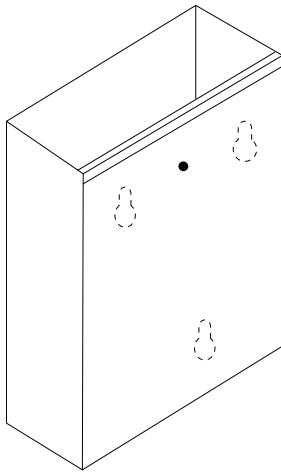
Revision 03/11

JOB #:

ITEM #:

QUANTITY:

MOUNTING	HANDING	TYPE	SIZE	OTHER



### SPECIFICATIONS

**Waste:** Fabricated of #22 ga stainless steel with a #4 satin finish on all exposed surfaces. All leading edges are hemmed and have a radius to prevent injury.

**Back:** Fabricated of stainless steel formed for rigidity with multiple welds to cabinet body.

**Overall Size:** 15 1/4"W x 23"H x 12"D

**387mm x 584mm x 305mm**

**Waste Capacity:** 21 gallons (2.8 cu ft)

**Options:**

-CV: Covered Waste

-VL2: 25 gallon liner

### INSTALLATION

Provide an area on wall surface at desired or specified location. Hold unit to wall surface, making sure unit is level and transfer mounting points. Drill pilot holes. Using proper fasteners per application, secure unit to wall surface.

### NOTES

Formerly Model #: U465



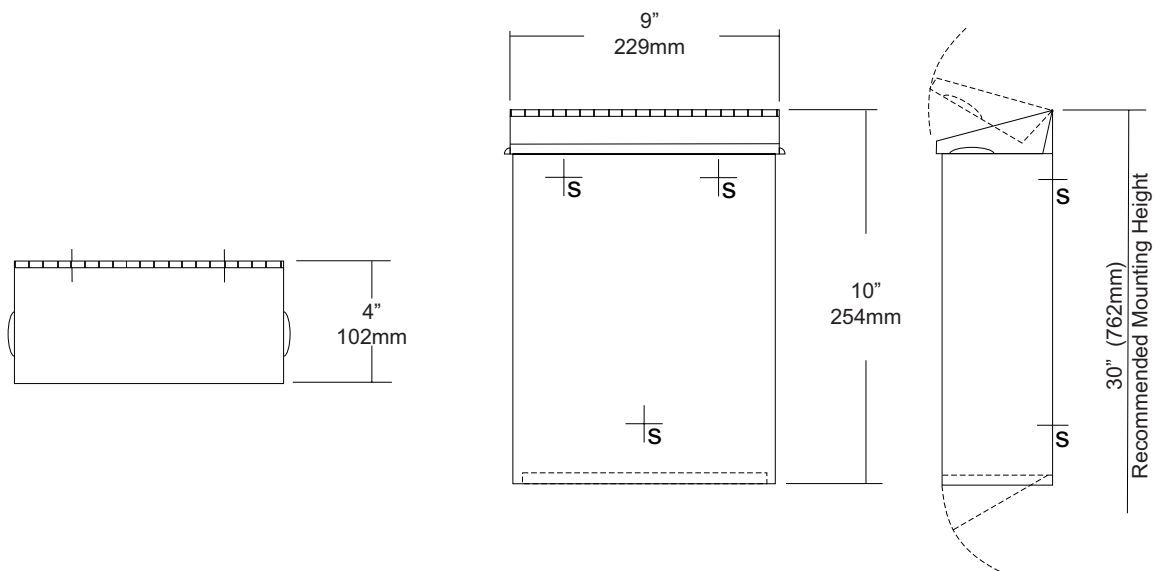
**U590**  
Sanitary Napkin Disposal with Access Panel  
Revision 10/11

JOB #:

ITEM #:

QUANTITY:

MOUNTING	HANDING	TYPE	SIZE	OTHER



SPECIFICATIONS	INSTALLATION
----------------	--------------

**Cabinet Body:** Fabricated of #22 ga stainless steel with #4 satin finish. Seamless construction with radius and hemmed edges.

**Cabinet Back:** Fabricated of Stainless steel welded to cabinet body with key hole mounting points.

**Cover:** Fabricated of #22 ga stainless steel #4 satin finish with embossed handles on each side and sloped top.

**Bottom Panel:** #22 ga hinged and locked for removal of contents.

**Hinges:** Heavy duty, full length, stainless steel piano type hinges.

**Lock:** Commercial quality keyed like all other AJW cabinets.

**Overall Size:** 9"W x 10"H x 4"D  
**229mm x 254mm x 102mm**

**Capacity:** 1.6 gallons (.2 cu ft)

**NDL-13-50:** Waxed disposable liners. (50 per Case)

Provide an area at desired or specified location. Place unit on surface and transfer mounting points. Drill pilot holes and secure with proper fasteners. Install waxed liner.

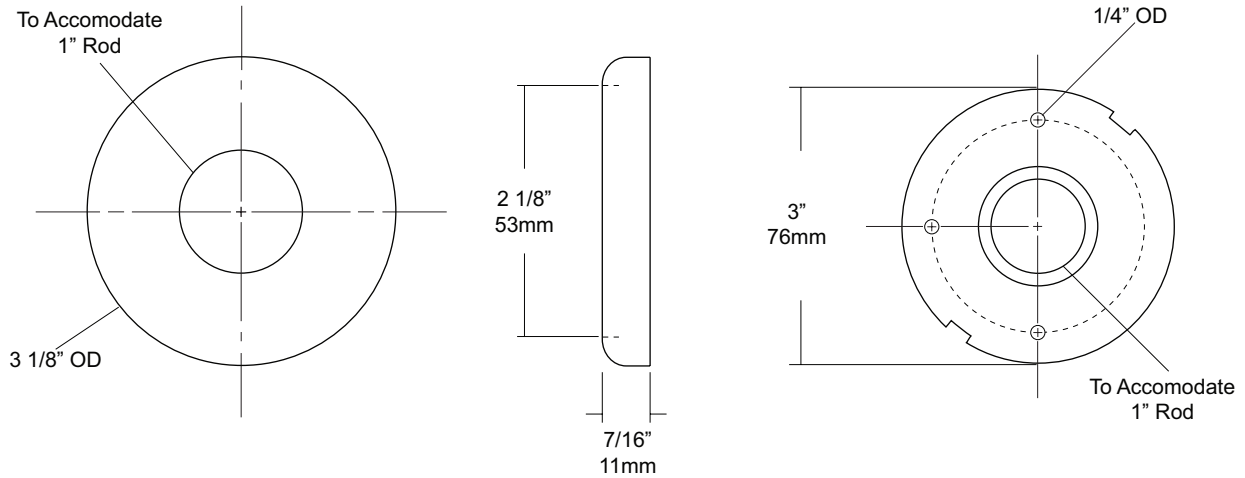
**NOTES**

JOB #:

ITEM #:

QUANTITY:

MOUNTING	HANDING	TYPE	SIZE	OTHER



**SPECIFICATIONS**

**Concealed Mounting Plate:** #14 gauge stainless steel with three (3) mounting points to secure to mounting surface and three (3) dimples that secure snap cover escutcheon.  
**Snap Cover:** Fabricated of #22 gauge stainless steel with a #4 satin finish. Cover snaps over mounting plate to provide a concealed mounting application.  
**Shower Rod:** Fabricated of 18 gauge stainless steel with a #4 satin finish.  
**UX1:** 1" outside diameter

**INSTALLATION**

Provide an area on wall surface at desired or specified location. Hold flange to wall surface and transfer mounting points. Drill pilot holes. Place flanges on the ends of the rods. Secure flanges to wall surface with proper fasteners per application.

**NOTES**