

date	October 2, 2017
projectname	South Cobb HS Theatre Addition
attn	Crystal Powell
from	Maria Fauscett
fax	770-449-8766
email	
phone	770-449-8755

```
!function(e,t,r,n,c,a,l){function i(t,r){return r=e.createElement('div'),r.innerHTML='
```



U180

Folded Towel Dispenser

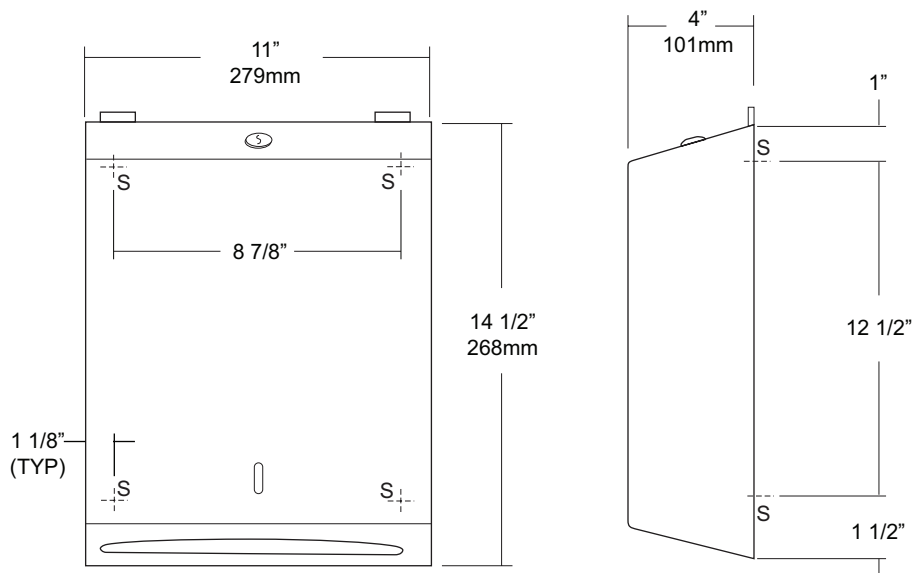
Revision 03/11

JOB #:

ITEM #:

QUANTITY:

MOUNTING	HANDING	TYPE	SIZE	OTHER



SPECIFICATIONS

Cabinet: #22 ga. stainless steel with #4 satin finish. Striker tabs prevents damage to mounting surface when cover is closed. (Unibody design)

Cabinet Back: #22 ga stainless steel with embossed towel guides.

Hinges: Full length, heavy duty, stainless steel , piano type hinge. (Welded, no rivets)

Locks: Pin tumbler, commercial quality, keyed like all other AJW cabinets.

Towel Dispenser: Area is hemmed to prevent towel tearing and injury.

Overall Size: 11"W x 14 1/2"H x 4"D (stainless steel)

279mm x 368mm x 102mm

Capacity: 400 c-fold or 525 multifold

Options:

-TK: Twist lock in lieu of keyed lock.

INSTALLATION

Provide an area on mounting surface at desired or specified location. Open cover and place unit against wall and transfer mounting points after checks out to be level and is at the proper mounting height. Secure unit to surface with proper fasteners, fill cabinet with towels, close cover and remove key.

Recommend towel dispensing area at a height of 40" above finished floor to meet ADA Code.

NOTES



U582 Surface Mounted Sanitary Napkin Disposal

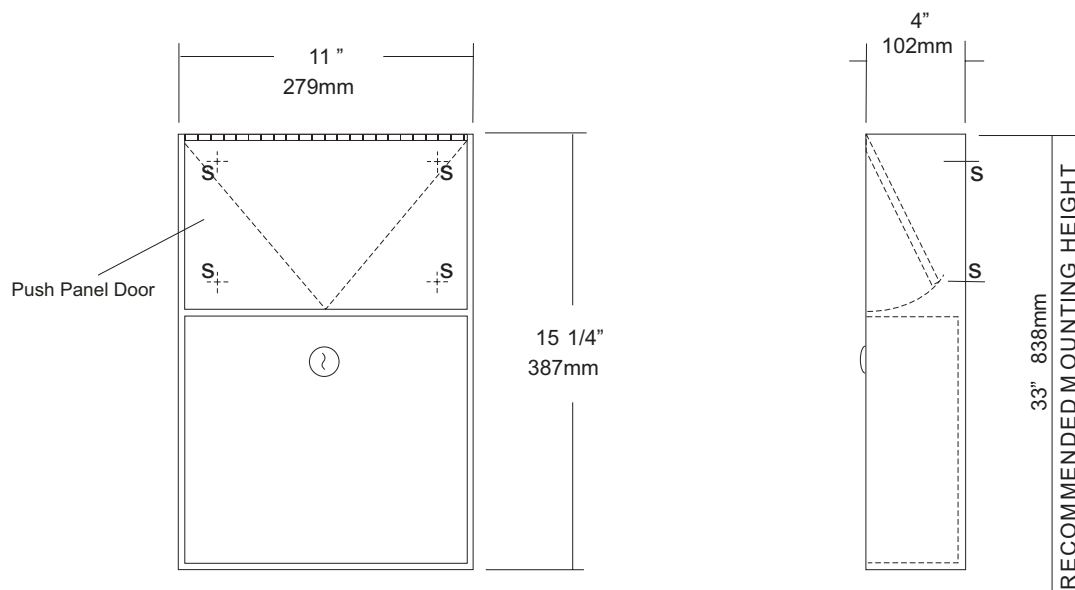
Revision 03/11

JOB #:

ITEM #:

QUANTITY:

MOUNTING	HANDING	TYPE	SIZE	OTHER



SPECIFICATIONS

Cabinet Body: Fabricated of #22 ga stainless steel #4 satin finish,
Push Panel: Fabricated of #22 ga stainless steel self closing push panel. International graphic symbols are optional.
Waste: #22 ga stainless steel removable type waste secured by a pin tumbler lock. Optional finger grip in lieu of lock is available.
Locks: Pin tumbler commercial quality locks keyed like all other AJW cabinets,
Hinge: Full length, heavy duty, stainless steel piano type hinge,
Overall Size: 11"W x 15 1/4"H x 4"D
279mm x 387mm x 102mm
Capacity: 1.5 gallons (.2 cu ft.)
NDL-13-50: Waxed disposable liners. (50 per Case)
OPTIONS:
-PW: Rigid plastic waste insert
-IGS: International Graphic Symbol

INSTALLATION

Provide an area on wall surface at desired or specified location. Place unit on wall and verify unit is level. Transfer mounting point locations and drill pilot holes. Remove waste can and secure to wall surface with proper fasteners for each application.

NOTES

U702 Series

Adjustable Tilt Angle Frame Mirror

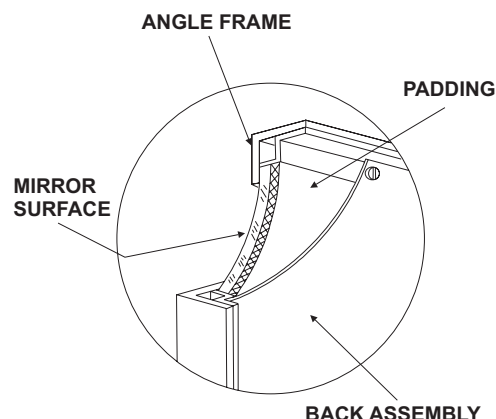
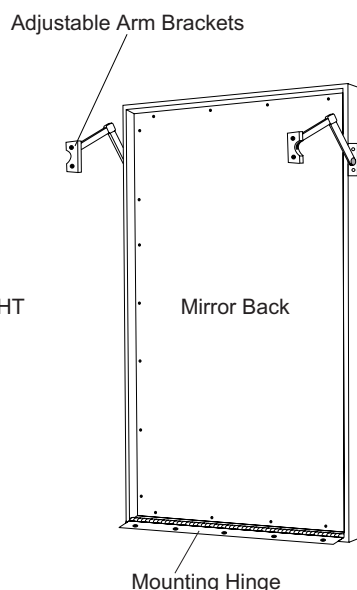
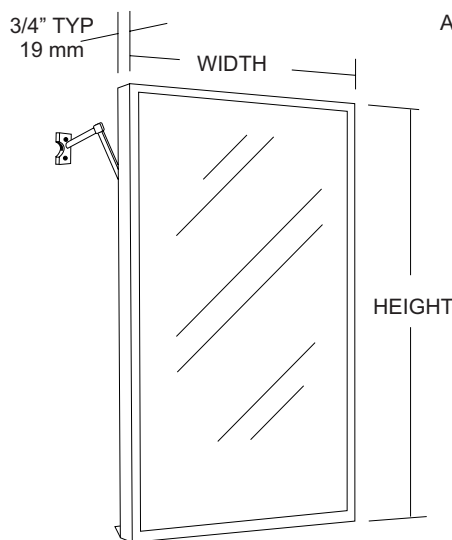
Revision 11/15

JOB #:

ITEM #:

QUANTITY:

MOUNTING	HANDING	TYPE	SIZE	OTHER



SPECIFICATIONS

Frame: Fabricated of #18 ga stainless steel, #4 satin finish. 3/4" x 3/4" frame with welded mitered corners are ground and polished smooth. #22 ga concealed "Z" channel is spot welded to inner perimeter of frame for reinforcement and greater rigidity.

Mirror: 1/4" thick type 1 transparent flat type, class 1 - clear glass mirrors. Mirror is coated with one layer of silver and sealed with a uniform electrolytic copper plating. Two coats of mirror paint are applied for added protection. Mirrors are guaranteed against silver spoilage for a period of 15 years. Mirrors conform to ASTM C1036.

Filler: 3/16" thick full size, shock absorbing, water resistant, non-abrasive polyethylene padding protects all concealed mirror surfaces.

Hinge: Full length stainless steel piano type hinge mounted on the bottom of the frame.

Back: #20 ga pre-plated galvanized steel.

Adjustable Arms: mirror can be used as a flush mirror or tilt forward up to 7" from wall surface for handicapped application.

Standard Sizes Available (W x H): 16"x24", 16"x30", 18"x24", 18"x30", 18"x36", 24"x30", 24"x36"

Options:

LG: Laminated Glass

LX: Polycarbonate

PM: Plastic Acrylic

T: Tempered Glass

VC: Vinyl Clad (Safety Glass)

8B: #8 Reflective Stainless Steel

*Stainless steel mirrors reflect images in different optic quality than plate glass. There will be a slight distortion which increases proportionately with the mirror size. Therefore, AJW Architectural Products™ cannot be held responsible for quality of image.

** Mirrors are always ordered Width x Height

*** Recommended max size for 8B mirrors: 72" x 47-1/2"

**** Framed mirrors are fabricated to a tolerance of (+/-) 1/8"

***** Mirrors conform to Federal Specifications DD-M-00411b & DD-g-541D.

INSTALLATION

Coordinate installation with architect / contractor for specific mounting location and height for each mirror application. Check all state and local codes for installation requirements. Transfer mounting points to wall surface for bottom hinge. Drill pilot holes to secure frame to wall with proper fasteners. Hold mirror up and transfer adjustable elbow mounting points to wall. Secure with proper fasteners and adjust elbows to proper extended distance per application. To meet ADA code mirrors bottom reflective edge must be at a height of 40" above the finished floor. Full length mirrors may be used for universal application when installed in correct locations.

Abrasive cleaners & chloric solutions should not be used on mirrors. Dis-coloring or scratching may occur on frame and reflective surface.

*** ATTENTION ***

It is the installer's responsibility to make sure the adjustable arm mechanisms are anchored properly and securely, depending on type wall conditions, being that they are the only means of top support. The manufacturer will not be liable or responsible for damages or personal injury due to improper installation.

NOTES



UG3-A Grab Bars

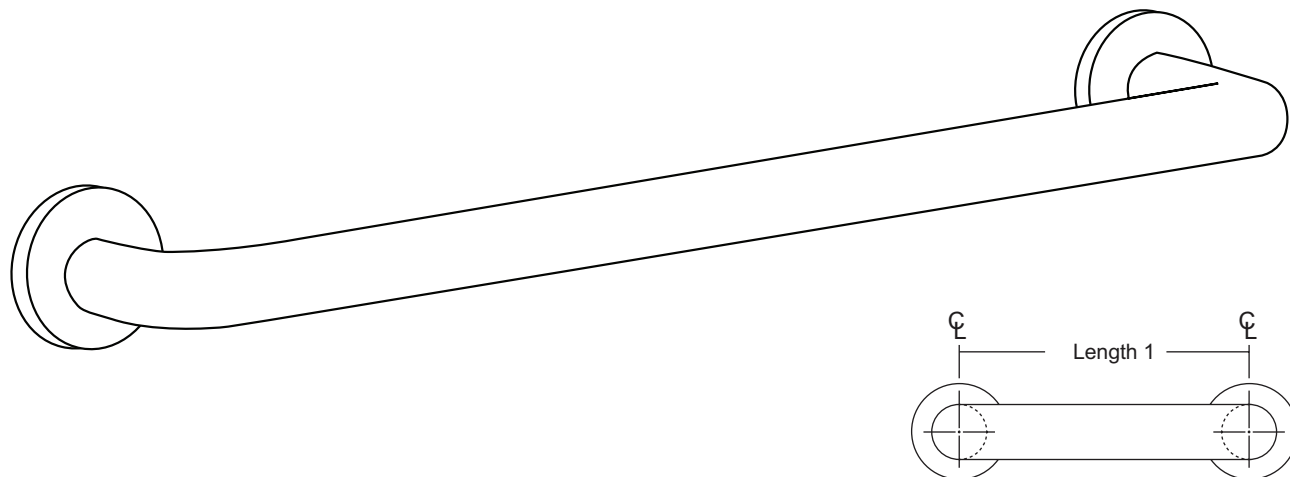
Revised 03/11

JOB #:

ITEM #:

QUANTITY:

MOUNTING	HANDING	TYPE	SIZE	OTHER



SPECIFICATIONS & INSTALLATION

Tubing: Fabricated of #18 ga stainless steel with a #4 satin finish. Available in 1 1/2" outside diameter. All bends are formed by an automatic mandrel bending process. All bars maintain a constant 1 1/2" offset.

Finish: Standard finish is a #4 satin finish. For a non-slip finish (peened) add suffix X to model number. (Ex. UG3X-A)

Flanges: Snap flanges are fabricated of 3" diameter, 3/8" deep drawn #22 ga stainless steel with #4 satin finish to match tubing. Flanges have dimples that secure over mounting plate.

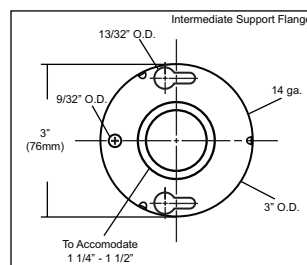
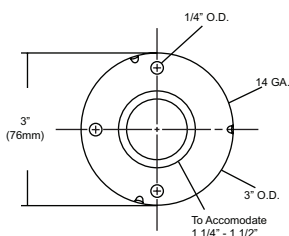
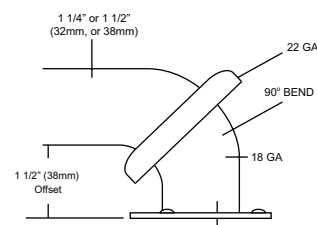
Strength: Bars with a 1 1/2" offset clearance will support loads in excess of 900lbs when properly installed. Bars with greater offsets will support loads up to 250lbs when properly installed.

Installation: Before installing grab bars, verify with all state and local codes for requirements on bar diameter and type finish. Recommended mounting heights for grab bars are 33" - 36" centerline above finished floor. All mounting of grab bars when possible should have in wall mounting back plates. Find centerline mounting points and place bar on line making sure to be on center. Transfer mounting points (3 per flange) to wall. Drill pilot holes and secure bar with proper anchors per application. Snap cover over mounting plate.

Standard Lengths (Other sizes available upon request): 12", 16", 18", 24", 30", 32", 36", 42", 48", 50", 52", 54", 56"

NOTES

FLANGE INFORMATION





UX110-BF

Single Robe Hook

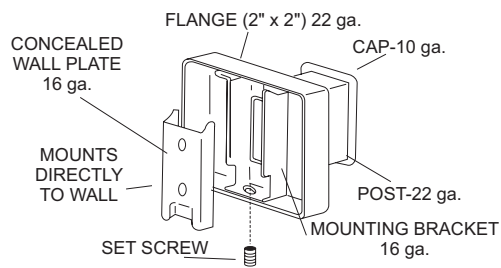
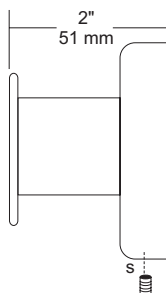
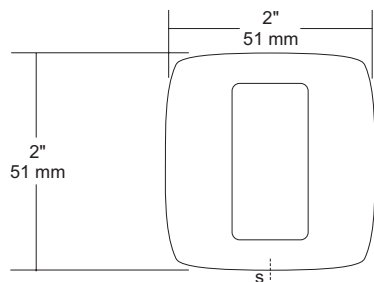
Revision 03/11

JOB #:

ITEM #:

QUANTITY:

MOUNTING	HANDING	TYPE	SIZE	OTHER



SPECIFICATIONS

UX Accessories: All UX bath accessories series are fabricated of stainless steel with a bright or satin finish. Mounting plates are concealed with a snap-on type plate secured by a set screw.

Hook: #10 ga stainless steel hook.

Flange: 2" x 2" flange #22 ga stainless steel.

Post: #22 ga stainless steel.

Mounting Plate: #16 ga concealed wall plate. Set screw secures mounting plate and flange.

Overall Size: 2"W x 2"H x 1 5/8"D

51mm x 51mm x 41mm

UX110-SF: Same as UX110-BF with satin finish

INSTALLATION

Provide an area on wall surface at desired or specified location. Place concealed mounting plate on wall surface and transfer mounting points. Drill pilot holes and secure with proper fasteners. Place snap on flange over plate and secure with set screw.

NOTES